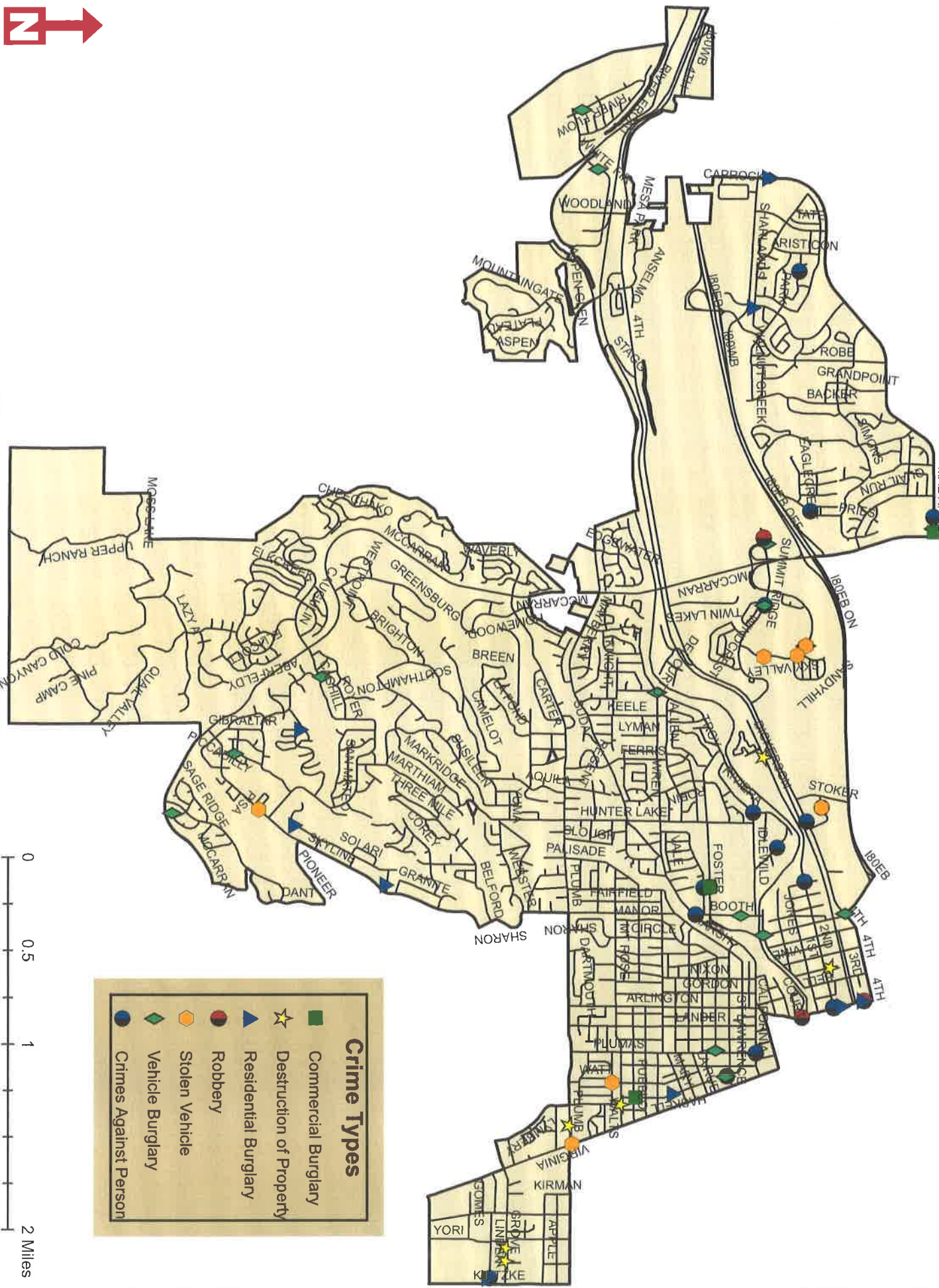


Reno Police Department - Neighborhood Advisory Board - September 2017 Crime Statistics

Ward One				
	Aug - 2017	Sep - 2017	Sep - 2016	Percentage Change (Sep - 16 to Sep - 17)
Commercial Burglary	4	4	8	-50.0%
Destruction of Property	14	6	19	-68.4%
Residential Burglary	16	9	23	-60.9%
Robbery	4	3	3	0.0%
Stolen Vehicle	28	12	17	-29.4%
Vehicle Burglary	26	20	30	-33.3%
Crime Against Person	18	17	21	-19.0%
<i>Total</i>	<i>110</i>	<i>71</i>	<i>121</i>	<i>-41.3%</i>
Ward Two				
	Aug - 2017	Sep - 2017	Sep - 2016	Percentage Change (Sep - 16 to Sep - 17)
Commercial Burglary	11	3	7	-57.1%
Destruction of Property	22	20	26	-23.1%
Residential Burglary	19	12	9	33.3%
Robbery	4	7	9	-22.2%
Stolen Vehicle	22	15	26	-42.3%
Vehicle Burglary	37	18	27	-33.3%
Crime Against Person	10	9	13	-30.8%
<i>Total</i>	<i>125</i>	<i>84</i>	<i>117</i>	<i>-28.2%</i>
Ward Three				
	Aug - 2017	Sep - 2017	Sep - 2016	Percentage Change (Sep - 16 to Sep - 17)
Commercial Burglary	21	9	8	12.5%
Destruction of Property	23	25	27	-7.4%
Residential Burglary	8	14	19	-26.3%
Robbery	9	7	7	0.0%
Stolen Vehicle	34	34	30	13.3%
Vehicle Burglary	33	27	39	-30.8%
Crime Against Person	25	27	30	-10.0%
<i>Total</i>	<i>153</i>	<i>143</i>	<i>160</i>	<i>-10.6%</i>
Ward Four				
	Aug - 2017	Sep - 2017	Sep - 2016	Percentage Change (Sep - 16 to Sep - 17)
Commercial Burglary	8	1	2	-50.0%
Destruction of Property	19	13	17	-23.5%
Residential Burglary	7	12	8	50.0%
Robbery	4	4	3	33.3%
Stolen Vehicle	16	17	11	54.5%
Vehicle Burglary	18	19	10	90.0%
Crime Against Person	15	10	12	-16.7%
<i>Total</i>	<i>87</i>	<i>76</i>	<i>63</i>	<i>20.6%</i>
Ward Five				
	Aug - 2017	Sep - 2017	Aug - 2016	Percentage Change (Sep- 16 to Sep - 17)
Commercial Burglary	6	6	6	0.0%
Destruction of Property	21	24	25	-4.0%
Residential Burglary	19	12	24	-50.0%
Robbery	9	12	13	-7.7%
Stolen Vehicle	10	19	24	-20.8%
Vehicle Burglary	39	22	33	-33.3%
Crime Against Person	40	45	41	9.8%
<i>Total</i>	<i>144</i>	<i>140</i>	<i>166</i>	<i>-15.7%</i>

Ward One - Crime Statistics - September 2017



Crime Types

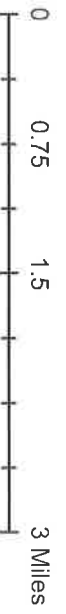
- Commercial Burglary
- ★ Destruction of Property
- ▲ Residential Burglary
- Robbery
- ◆ Stolen Vehicle
- ◆ Vehicle Burglary
- Crimes Against Person



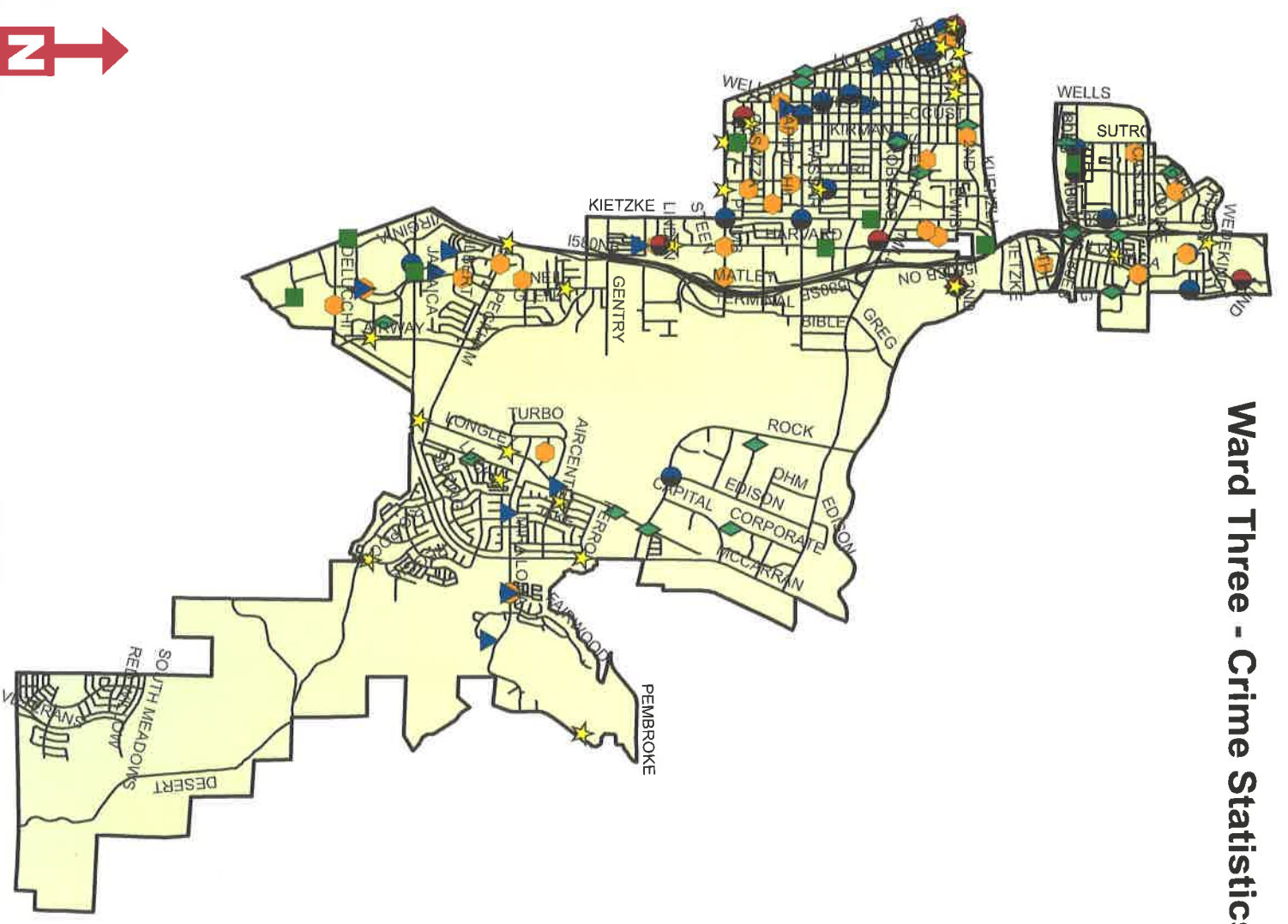
Ward Two - Crime Statistics - September 2017



Crime Types	
	Commercial Burglary
	Destruction of Property
	Residential Burglary
	Robbery
	Stolen Vehicle
	Vehicle Burglary
	Crimes Against Person

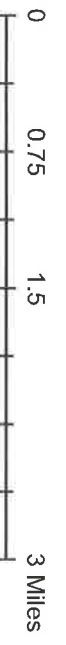


Ward Three - Crime Statistics - September 2017

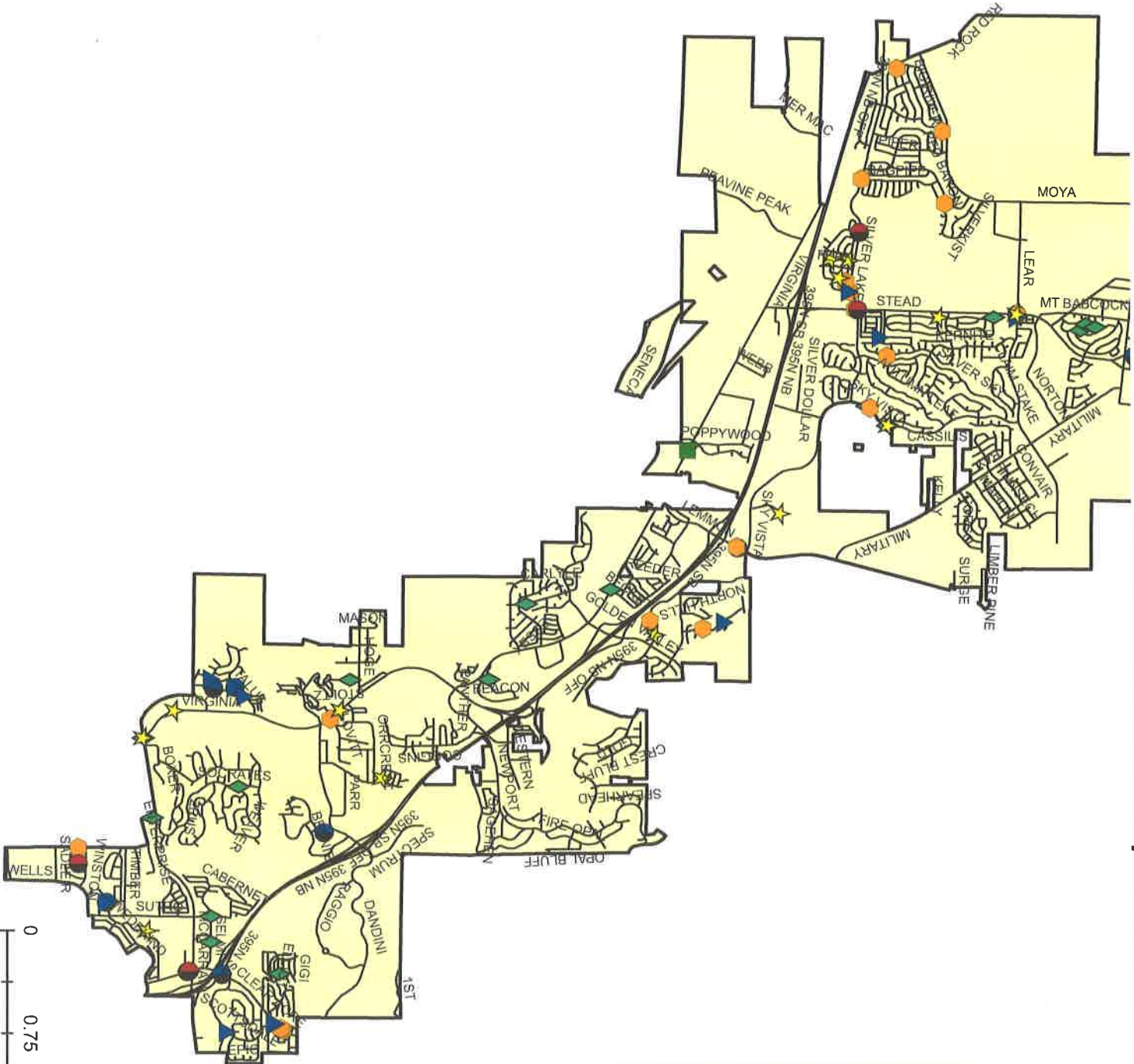


Crime Types

- Commercial Burglary
- ★ Destruction of Property
- ▲ Residential Burglary
- Robbery
- Stolen Vehicle
- ◆ Vehicle Burglary
- Crimes Against Person



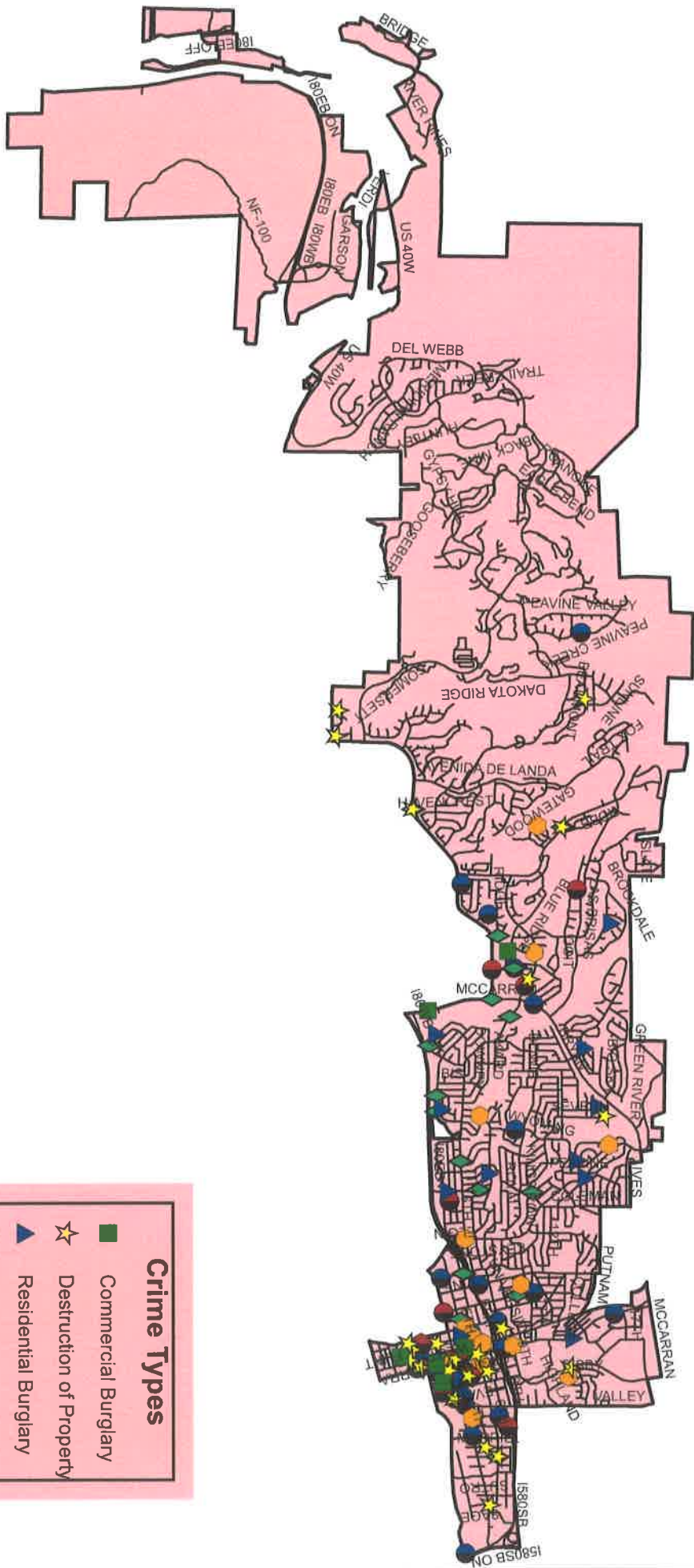
Ward Four - Crime Statistics - September 2017



Crime Types

- Commercial Burglary
- ★ Destruction of Property
- ▲ Residential Burglary
- Robbery
- Stolen Vehicle
- ◆ Vehicle Burglary
- Crimes Against Person

Ward Five - Crime Statistics - September 2017



Crime Types

- Commercial Burglary
- ★ Destruction of Property
- ▲ Residential Burglary
- Robbery
- ⬡ Stolen Vehicle
- ◆ Vehicle Burglary
- Crimes Against Person

