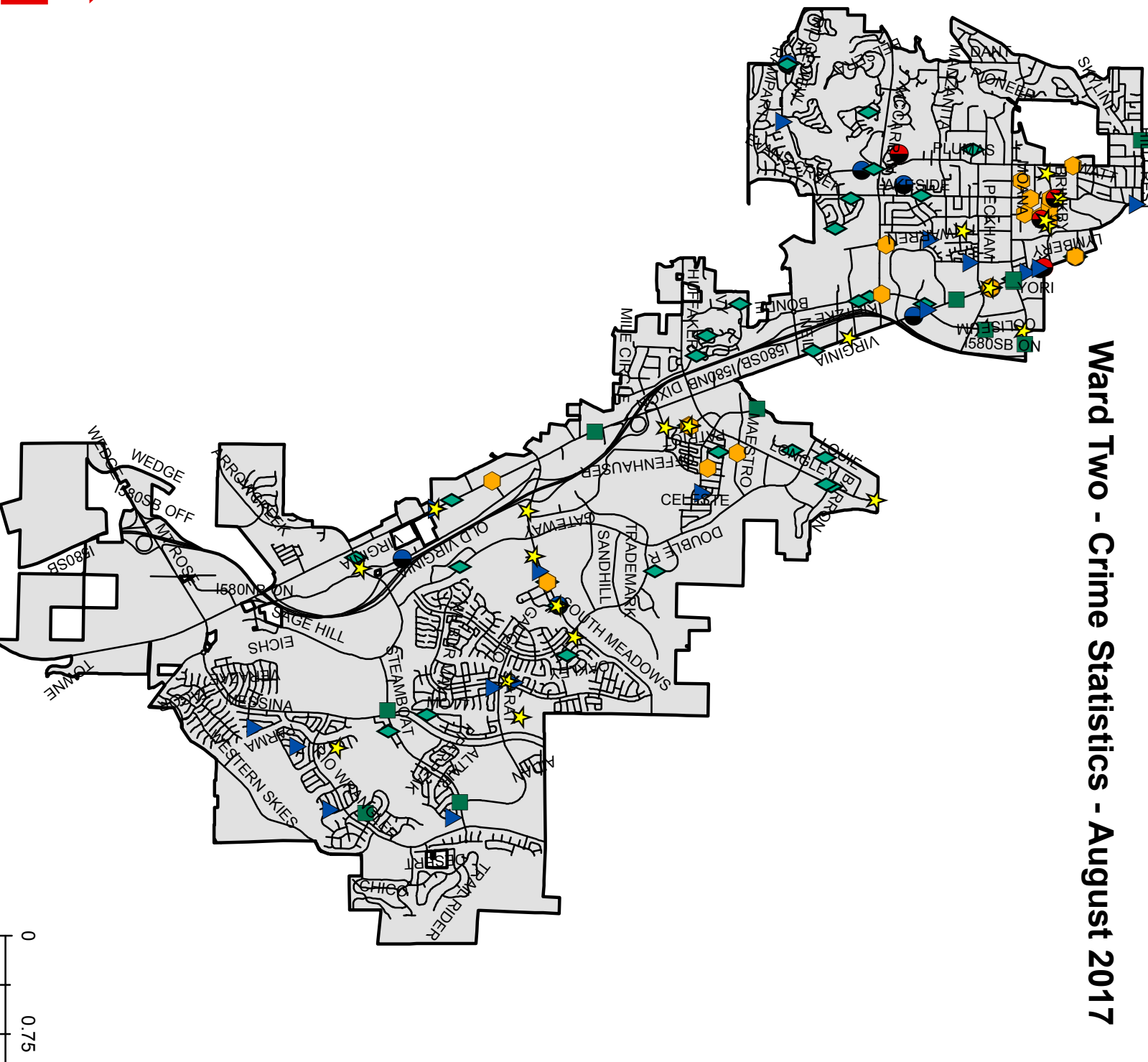


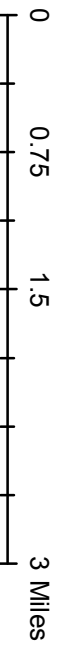
Reno Police Department - Neighborhood Advisory Board - August 2017 Crime Statistics

| Ward One | | | | |
|-------------------------|------------|------------|------------|---|
| | Jul - 2017 | Aug - 2017 | Aug - 2016 | Percentage Change (Aug - 16 to Aug - 17) |
| Commercial Burglary | 8 | 4 | 14 | -71.4% |
| Destruction of Property | 11 | 14 | 20 | -30.0% |
| Residential Burglary | 18 | 16 | 16 | 0.0% |
| Robbery | 7 | 4 | 8 | -50.0% |
| Stolen Vehicle | 16 | 28 | 25 | 12.0% |
| Vehicle Burglary | 29 | 26 | 27 | -3.7% |
| Crime Against Person | 17 | 18 | 16 | 12.5% |
| <i>Total</i> | <i>106</i> | <i>110</i> | <i>126</i> | <i>-12.7%</i> |
| Ward Two | | | | |
| | Jul - 2017 | Aug - 2017 | Aug - 2016 | Percentage Change (Aug - 16 to Aug - 17) |
| Commercial Burglary | 12 | 11 | 13 | -15.4% |
| Destruction of Property | 15 | 22 | 26 | -15.4% |
| Residential Burglary | 17 | 19 | 9 | 111.1% |
| Robbery | 12 | 4 | 7 | -42.9% |
| Stolen Vehicle | 29 | 22 | 46 | -52.2% |
| Vehicle Burglary | 33 | 37 | 44 | -15.9% |
| Crime Against Person | 20 | 10 | 12 | -16.7% |
| <i>Total</i> | <i>138</i> | <i>125</i> | <i>157</i> | <i>-20.4%</i> |
| Ward Three | | | | |
| | Jul - 2017 | Aug - 2017 | Aug - 2016 | Percentage Change (Aug - 16 to Aug - 17) |
| Commercial Burglary | 8 | 21 | 10 | 110.0% |
| Destruction of Property | 29 | 23 | 40 | -42.5% |
| Residential Burglary | 10 | 8 | 17 | -52.9% |
| Robbery | 14 | 9 | 10 | -10.0% |
| Stolen Vehicle | 38 | 34 | 40 | -15.0% |
| Vehicle Burglary | 25 | 33 | 29 | 13.8% |
| Crime Against Person | 27 | 25 | 45 | -44.4% |
| <i>Total</i> | <i>151</i> | <i>153</i> | <i>191</i> | <i>-19.9%</i> |
| Ward Four | | | | |
| | Jul - 2017 | Aug - 2017 | Aug - 2016 | Percentage Change (Aug - 16 to Aug - 17) |
| Commercial Burglary | 1 | 8 | 1 | 700.0% |
| Destruction of Property | 23 | 19 | 13 | 46.2% |
| Residential Burglary | 7 | 7 | 13 | -46.2% |
| Robbery | 2 | 4 | 2 | 100.0% |
| Stolen Vehicle | 24 | 16 | 8 | 100.0% |
| Vehicle Burglary | 18 | 18 | 10 | 80.0% |
| Crime Against Person | 12 | 15 | 13 | 15.4% |
| <i>Total</i> | <i>87</i> | <i>87</i> | <i>60</i> | <i>45.0%</i> |
| Ward Five | | | | |
| | Jul - 2017 | Aug - 2017 | Aug - 2016 | Percentage Change (Aug - 16 to Aug - 17) |
| Commercial Burglary | 10 | 6 | 8 | -25.0% |
| Destruction of Property | 30 | 21 | 40 | -47.5% |
| Residential Burglary | 19 | 19 | 17 | 11.8% |
| Robbery | 10 | 9 | 14 | -35.7% |
| Stolen Vehicle | 26 | 10 | 19 | -47.4% |
| Vehicle Burglary | 21 | 39 | 30 | 30.0% |
| Crime Against Person | 44 | 40 | 46 | -13.0% |
| <i>Total</i> | <i>160</i> | <i>144</i> | <i>174</i> | <i>-17.2%</i> |

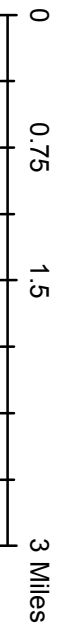
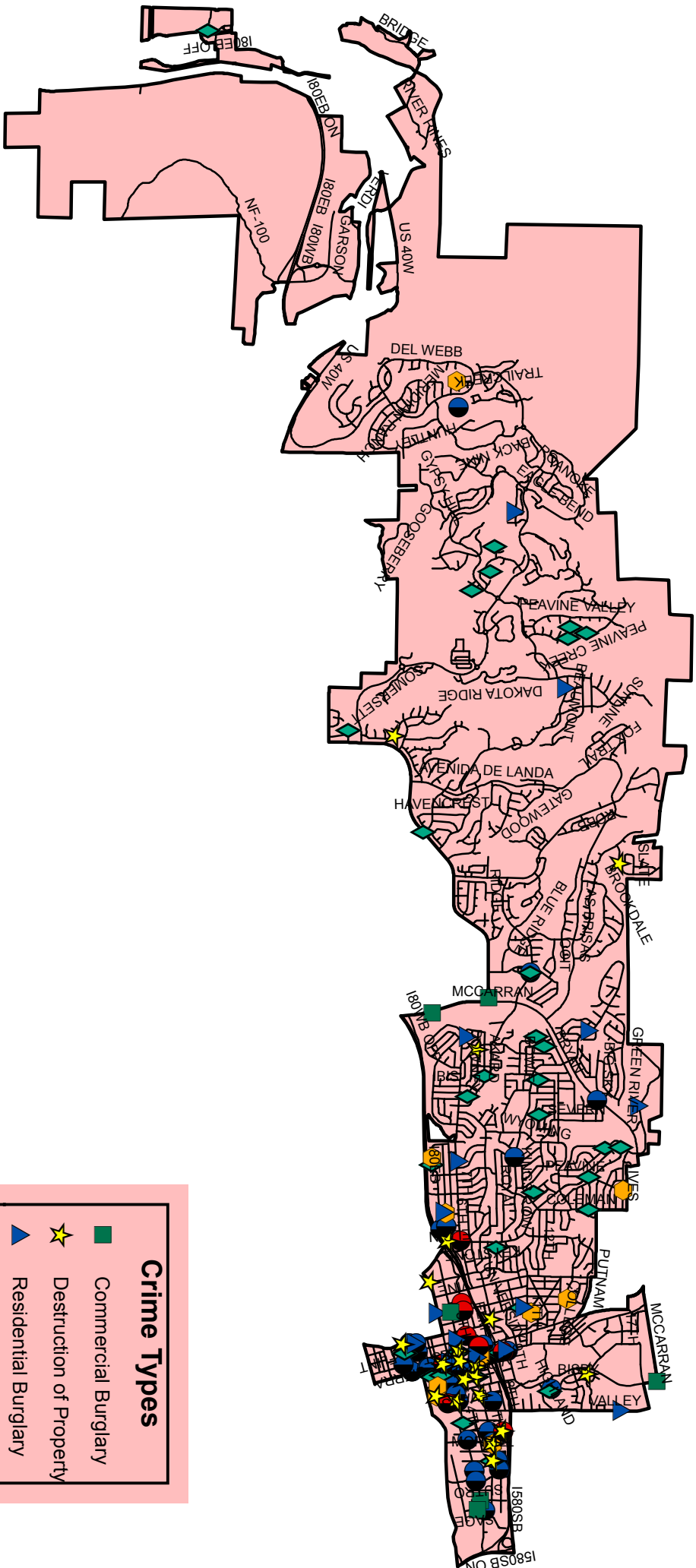
Ward Two - Crime Statistics - August 2017



| Crime Types | |
|-------------|-------------------------|
| | Commercial Burglary |
| | Destruction of Property |
| | Residential Burglary |
| | Robbery |
| | Stolen Vehicle |
| | Vehicle Burglary |
| | Crime Against Person |



Ward Five - Crime Statistics - August 2017



Crime Types

- Commercial Burglary
- ★ Destruction of Property
- ▲ Residential Burglary
- Robbery
- ⬡ Stolen Vehicle
- ◆ Vehicle Burglary
- Crime Against Person