

Reno Police Department - Neighborhood Advisory Board -May 2017 Crime Statistics

Ward One

	Apr - 2017	May - 2017	May - 2016	Percentage Change (May - 16 to May - 17)
Commercial Burglary	5	4	4	0.0%
Destruction of Property	17	9	31	-71.0%
Residential Burglary	12	13	16	-18.8%
Robbery	3	1	2	-50.0%
Stolen Vehicle	6	24	13	84.6%
Vehicle Burglary	14	21	39	-46.2%
Crime Against Person	15	15	17	-11.8%
<i>Total</i>	<i>72</i>	<i>87</i>	<i>122</i>	<i>-28.7%</i>

Ward Two

	Apr - 2017	May - 2017	May - 2016	Percentage Change (May - 16 to May - 17)
Commercial Burglary	3	5	10	-50.0%
Destruction of Property	8	10	20	-50.0%
Residential Burglary	8	6	9	-33.3%
Robbery	6	1	1	0.0%
Stolen Vehicle	24	21	21	0.0%
Vehicle Burglary	32	25	37	-32.4%
Crime Against Person	9	9	8	12.5%
<i>Total</i>	<i>90</i>	<i>77</i>	<i>106</i>	<i>-27.4%</i>

Ward Three

	Apr - 2017	May - 2017	May - 2016	Percentage Change (May - 16 to May - 17)
Commercial Burglary	6	11	8	37.5%
Destruction of Property	15	24	27	-11.1%
Residential Burglary	12	12	12	0.0%
Robbery	15	8	10	-20.0%
Stolen Vehicle	39	26	27	-3.7%
Vehicle Burglary	17	21	47	-55.3%
Crime Against Person	30	41	29	41.4%
<i>Total</i>	<i>134</i>	<i>143</i>	<i>160</i>	<i>-10.6%</i>

Ward Four

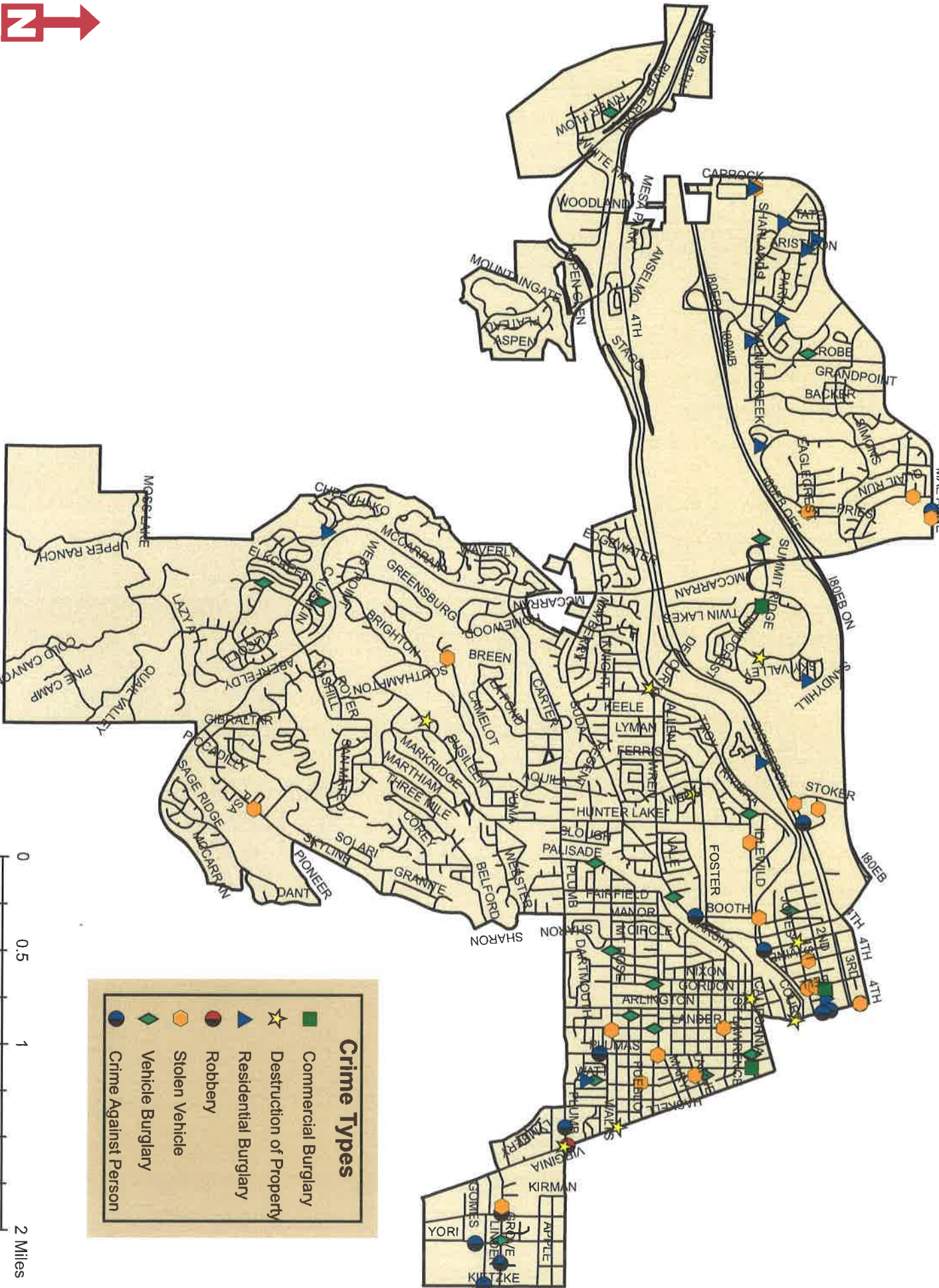
	Apr - 2017	May - 2017	May - 2016	Percentage Change (May - 16 to May - 17)
Commercial Burglary	4	3	4	-25.0%
Destruction of Property	11	10	17	-41.2%
Residential Burglary	8	14	12	16.7%
Robbery	3	2	1	100.0%
Stolen Vehicle	12	12	14	-14.3%
Vehicle Burglary	6	8	17	-52.9%
Crime Against Person	12	10	8	25.0%
<i>Total</i>	<i>56</i>	<i>59</i>	<i>73</i>	<i>-19.2%</i>

Ward Five

	Apr - 2017	May - 2017	May - 2016	Percentage Change (May - 16 to May - 17)
Commercial Burglary	6	5	5	0.0%
Destruction of Property	15	22	24	-8.3%
Residential Burglary	12	7	15	-53.3%
Robbery	7	7	6	16.7%
Stolen Vehicle	13	19	10	90.0%
Vehicle Burglary	15	20	40	-50.0%
Crime Against Person	39	46	42	-100.0%
<i>Total</i>	<i>107</i>	<i>126</i>	<i>142</i>	<i>-11.3%</i>



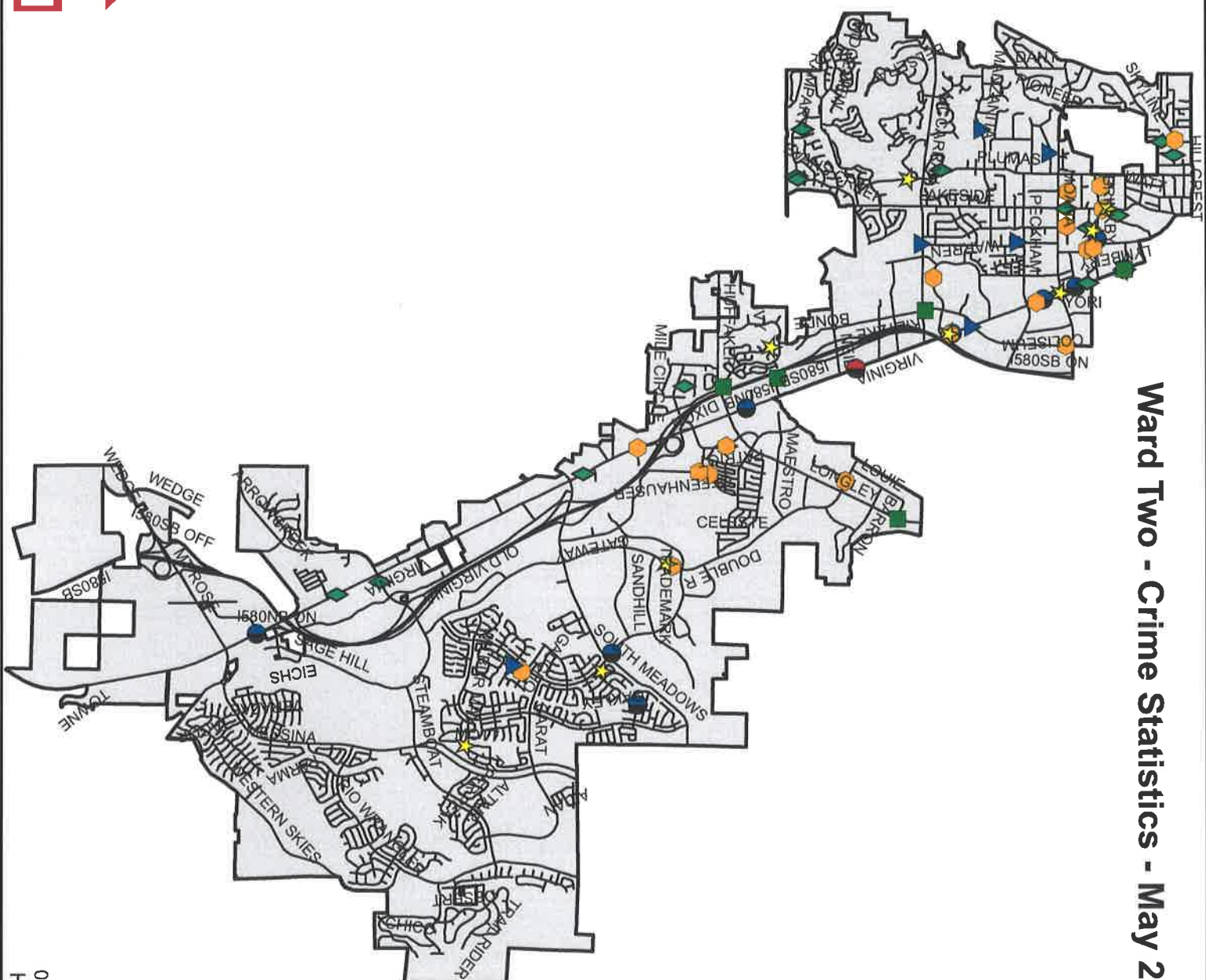
Ward One - Crime Statistics - May 2017



Crime Types	
■	Commercial Burglary
★	Destruction of Property
▲	Residential Burglary
●	Robbery
◆	Stolen Vehicle
◇	Vehicle Burglary
●	Crime Against Person



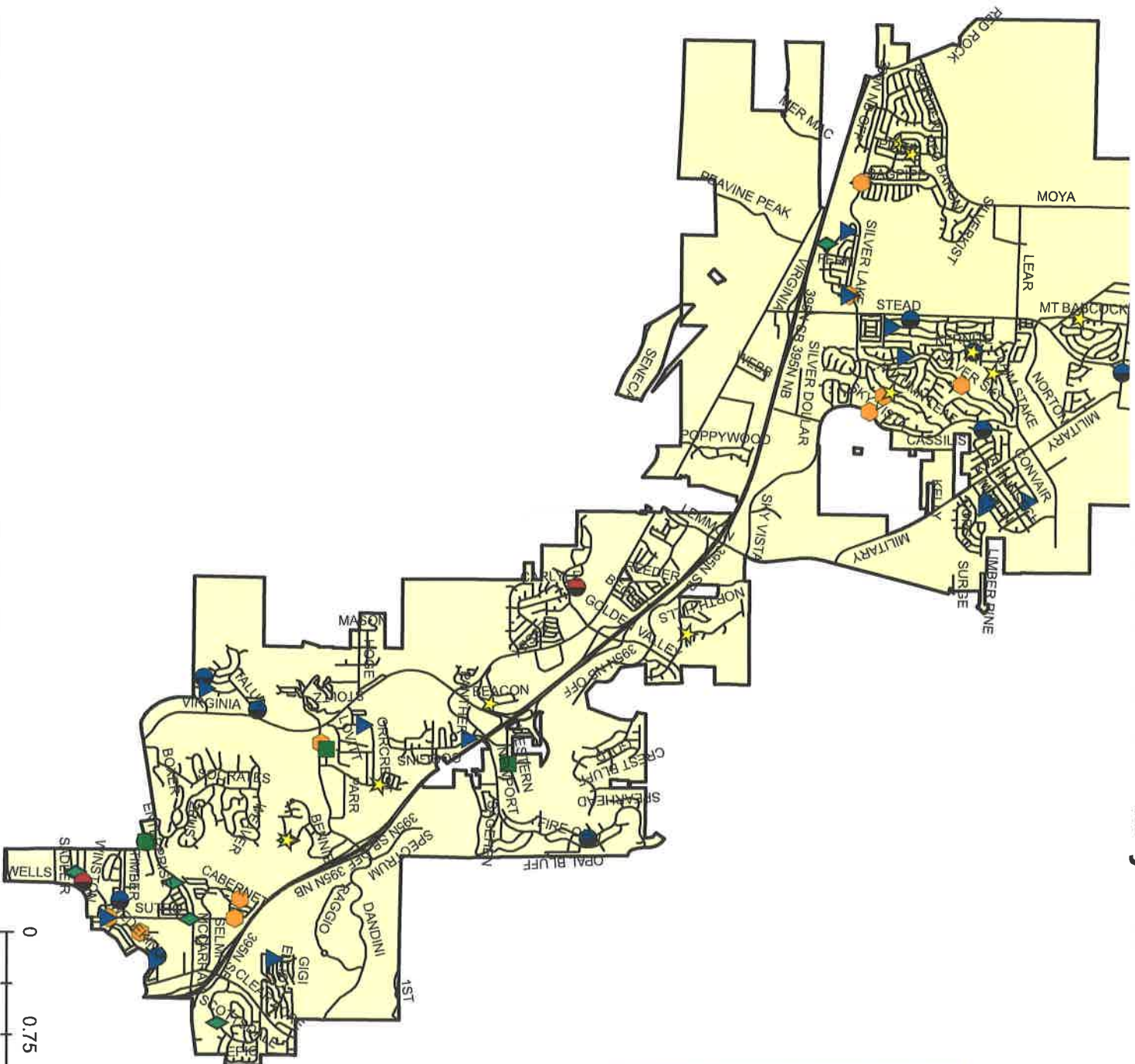
Ward Two - Crime Statistics - May 2017



Crime Types	
Green Square	Commercial Burglary
Yellow Star	Destruction of Property
Blue Triangle	Residential Burglary
Red Circle	Robbery
Orange Circle	Stolen Vehicle
Orange Diamond	Vehicle Burglary
Blue Circle	Crime Against Person

0 0.75 1.5 3 Miles

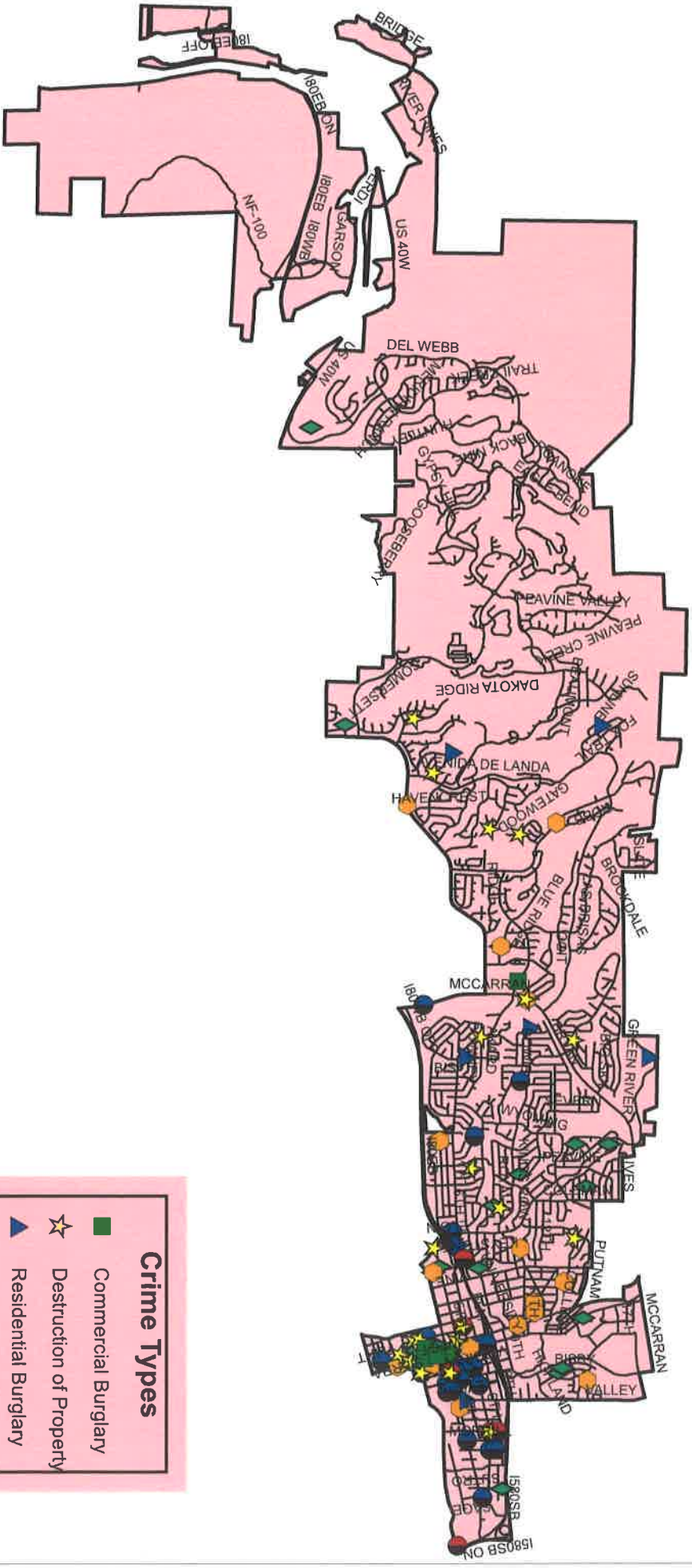
Ward Four - Crime Statistics - May 2017



Crime Types	
■	Commercial Burglary
☆	Destruction of Property
▲	Residential Burglary
●	Robbery
⬡	Stolen Vehicle
◆	Vehicle Burglary
●	Crime Against Person



Ward Five - Crime Statistics - May 2017



Crime Types

- Commercial Burglary
- ★ Destruction of Property
- ▲ Residential Burglary
- Robbery
- Stolen Vehicle
- Vehicle Burglary
- Crime Against Person

