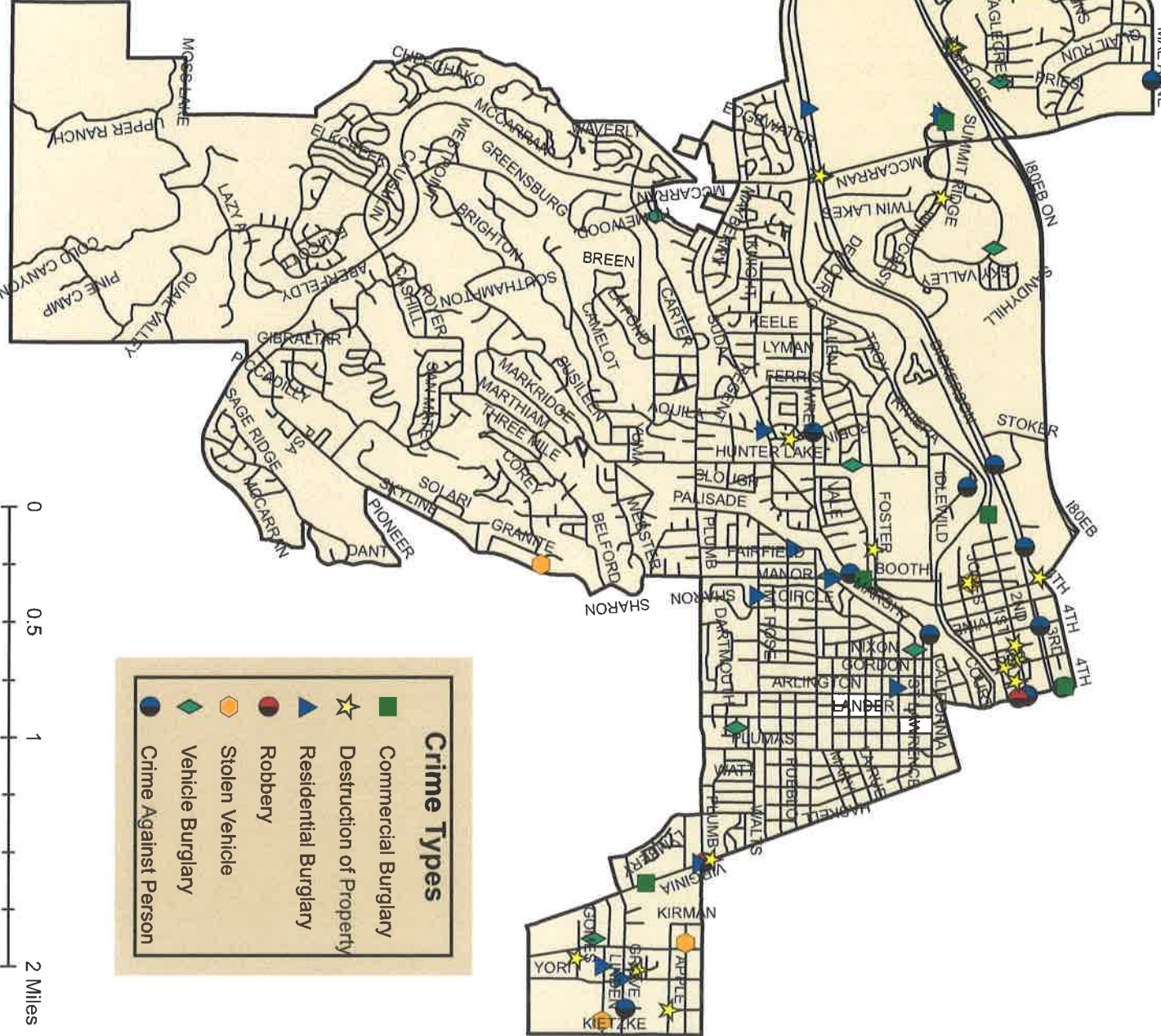


Reno Police Department - Neighborhood Advisory Board -April 2017 Crime Statistics

Ward One				
	Mar - 2017	Apr - 2017	Apr - 2016	Percentage Change (Apr - 16 to Apr - 17)
Commercial Burglary	2	5	4	25.0%
Destruction of Property	13	17	18	-5.6%
Residential Burglary	8	12	16	-25.0%
Robbery	6	3	4	-25.0%
Stolen Vehicle	11	6	15	-60.0%
Vehicle Burglary	16	14	48	-70.8%
Crime Against Person	14	15	12	25.0%
<i>Total</i>	<i>70</i>	<i>72</i>	<i>117</i>	<i>-38.5%</i>
Ward Two				
	Mar - 2017	Apr - 2017	Apr - 2016	Percentage Change (Apr - 16 to Apr - 17)
Commercial Burglary	7	3	7	-57.1%
Destruction of Property	11	8	24	-66.7%
Residential Burglary	7	8	15	-46.7%
Robbery	4	6	4	50.0%
Stolen Vehicle	22	24	17	41.2%
Vehicle Burglary	14	32	69	-53.6%
Crime Against Person	12	9	12	-25.0%
<i>Total</i>	<i>77</i>	<i>90</i>	<i>148</i>	<i>-39.2%</i>
Ward Three				
	Mar - 2017	Apr - 2017	Apr - 2016	Percentage Change (Apr - 16 to Apr - 17)
Commercial Burglary	11	6	12	-50.0%
Destruction of Property	18	15	25	-40.0%
Residential Burglary	12	12	9	33.3%
Robbery	9	15	11	36.4%
Stolen Vehicle	39	39	27	44.4%
Vehicle Burglary	18	17	29	-41.4%
Crime Against Person	29	30	28	7.1%
<i>Total</i>	<i>136</i>	<i>134</i>	<i>141</i>	<i>-5.0%</i>
Ward Four				
	Mar - 2017	Apr - 2017	Apr - 2016	Percentage Change (Apr - 16 to Apr - 17)
Commercial Burglary	4	4	0	#DIV/0!
Destruction of Property	8	11	17	-35.3%
Residential Burglary	10	8	14	-42.9%
Robbery	0	3	2	50.0%
Stolen Vehicle	12	12	9	33.3%
Vehicle Burglary	7	6	12	-50.0%
Crime Against Person	11	12	12	0.0%
<i>Total</i>	<i>52</i>	<i>56</i>	<i>66</i>	<i>-15.2%</i>
Ward Five				
	Mar - 2017	Apr - 2017	Apr - 2016	Percentage Change (Apr - 16 to Apr - 17)
Commercial Burglary	4	6	9	-33.3%
Destruction of Property	9	15	20	-25.0%
Residential Burglary	9	12	17	-29.4%
Robbery	10	7	16	-56.3%
Stolen Vehicle	20	13	11	18.2%
Vehicle Burglary	9	15	39	-61.5%
Crime Against Person	55	39	33	-100.0%
<i>Total</i>	<i>116</i>	<i>107</i>	<i>145</i>	<i>-26.2%</i>

Ward One - Crime Statistics - April 2017

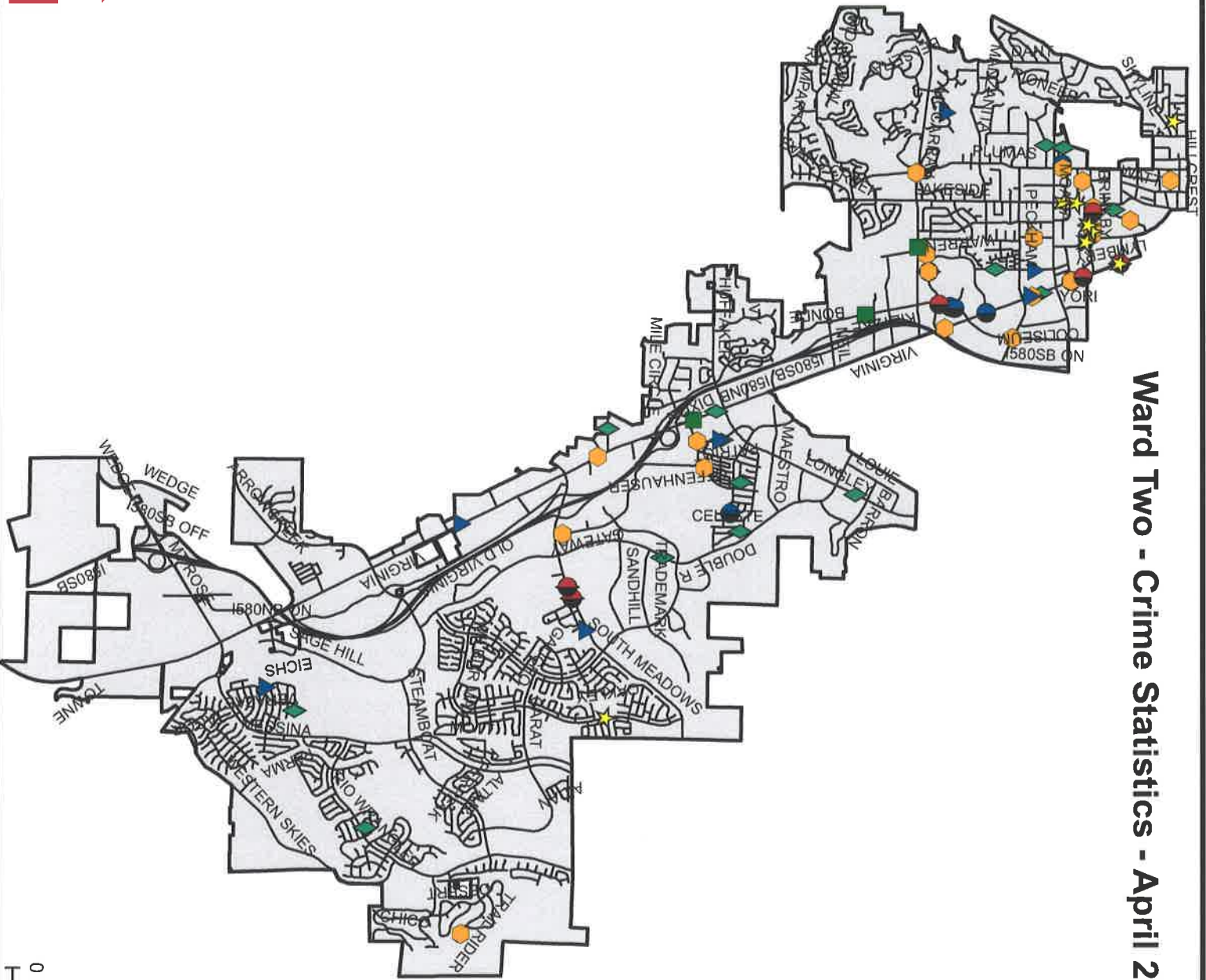


Crime Types

- Commercial Burglary
- ★ Destruction of Property
- ▲ Residential Burglary
- Robbery
- ◆ Stolen Vehicle
- ◆ Vehicle Burglary
- Crime Against Person



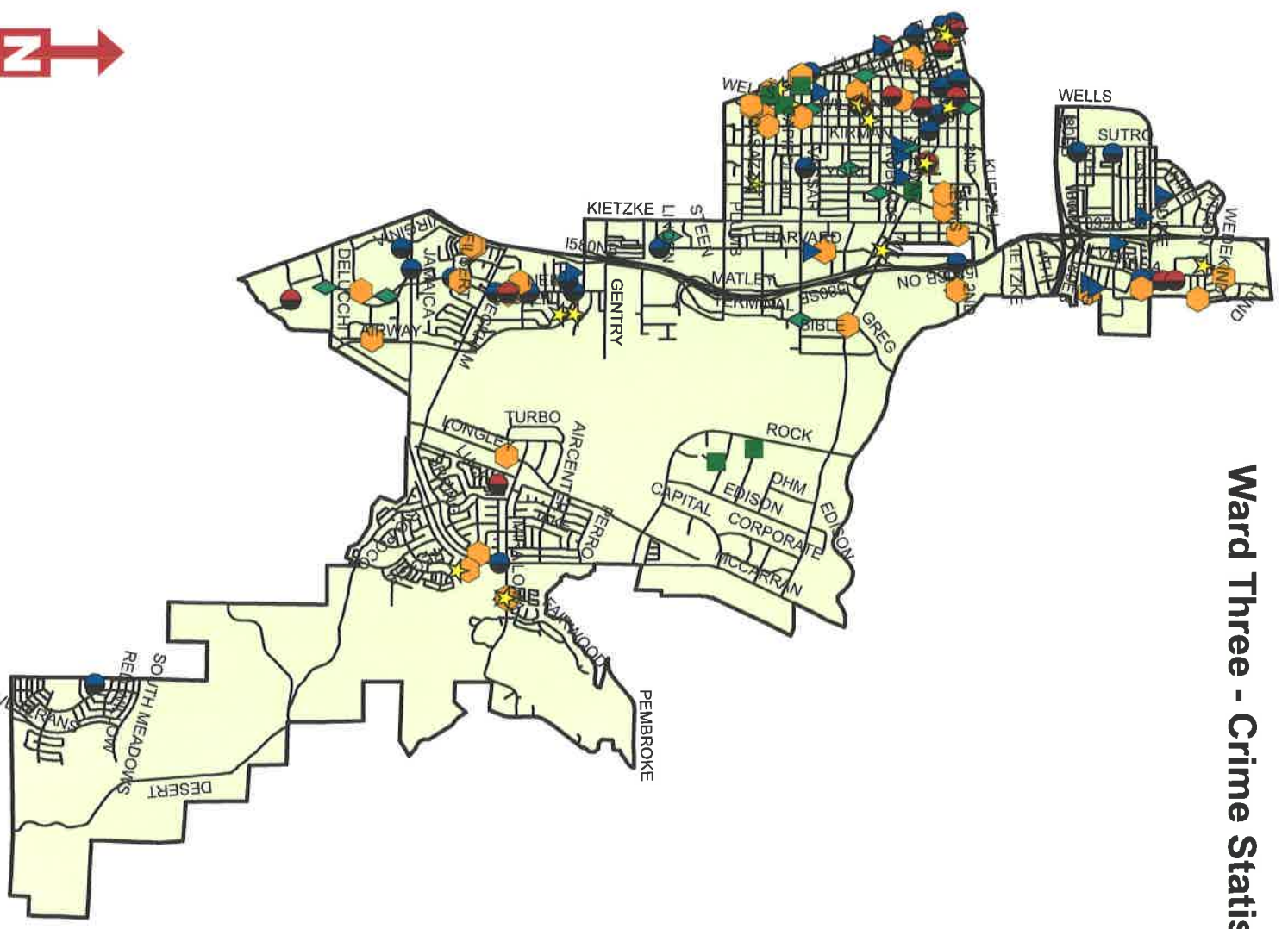
Ward Two - Crime Statistics - April 2017



Crime Types	
■	Commercial Burglary
★	Destruction of Property
▲	Residential Burglary
●	Robbery
⬢	Stolen Vehicle
◆	Vehicle Burglary
●	Crime Against Person

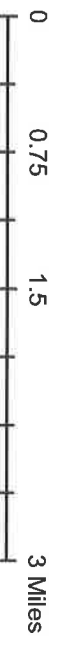



Ward Three - Crime Statistics - April 2017

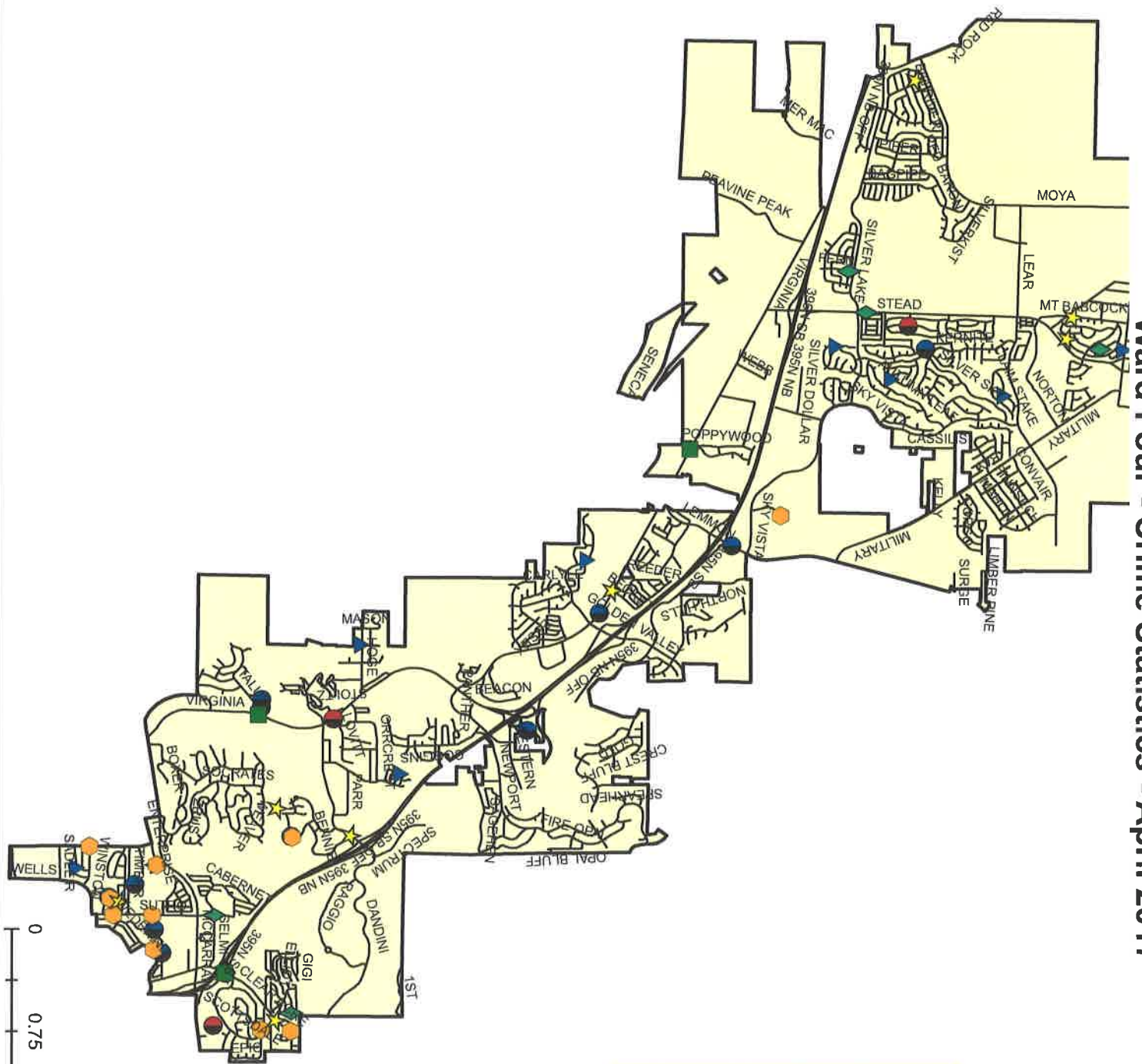


Crime Types

- Commercial Burglary
- ★ Destruction of Property
- ▲ Residential Burglary
- Robbery
- ⬡ Stolen Vehicle
- ◆ Vehicle Burglary
- Crime Against Person

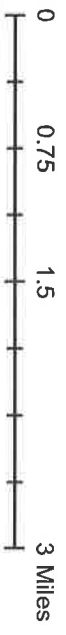


Ward Four - Crime Statistics - April 2017



Crime Types

- Commercial Burglary
- ☆ Destruction of Property
- ▲ Residential Burglary
- Robbery
- ◆ Stolen Vehicle
- Vehicle Burglary
- Crime Against Person



Ward Five - Crime Statistics - April 2017

