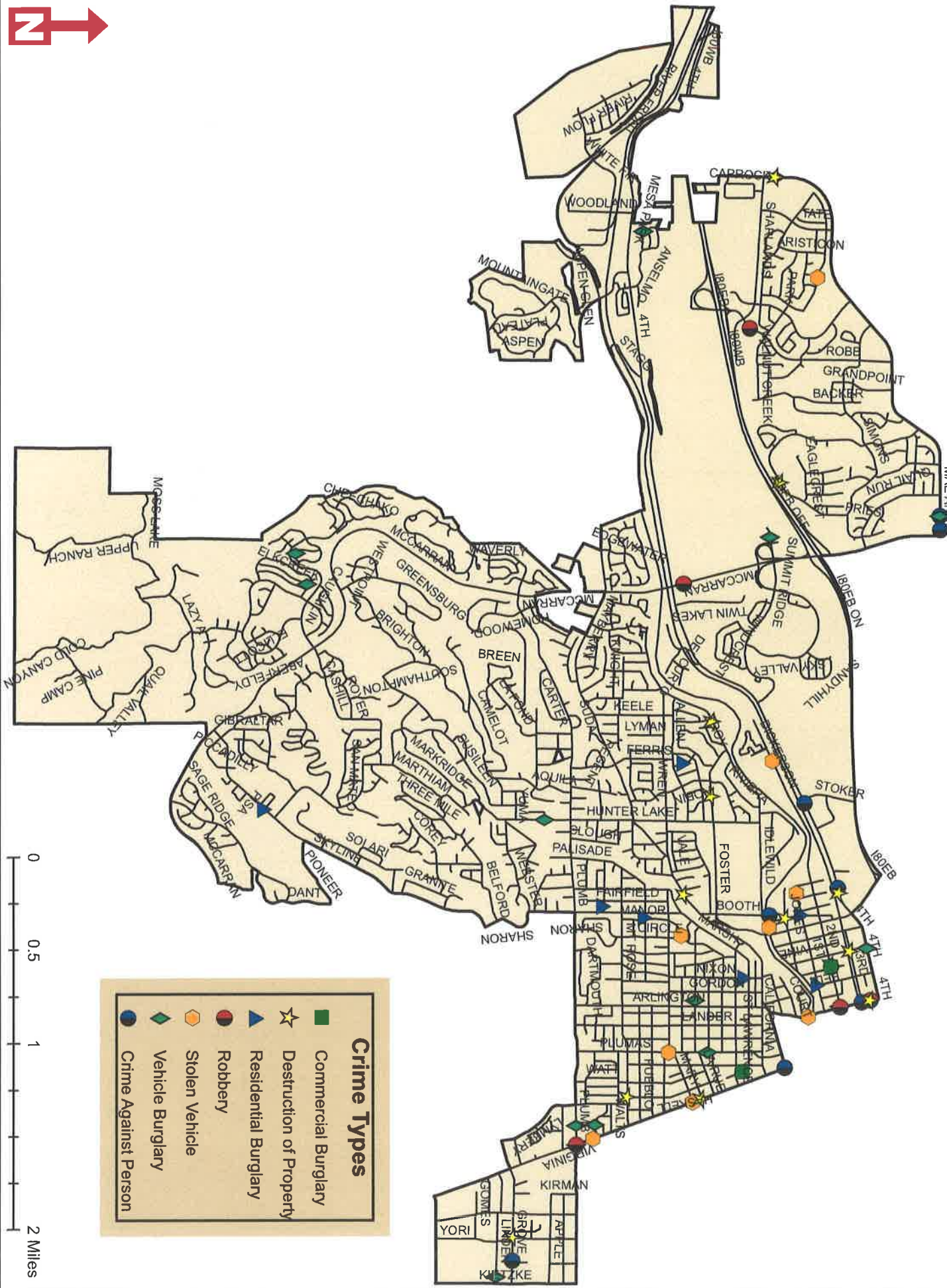


**Reno Police Department - Neighborhood Advisory Board -March 2017 Crime Statistics**

<b>Ward One</b>				
	Feb - 2017	Mar - 2017	Mar - 2016	Percentage Change (Mar - 16 to Mar - 17)
Commercial Burglary	8	2	7	-71.4%
Destruction of Property	12	13	21	-38.1%
Residential Burglary	7	8	27	-70.4%
Robbery	5	6	4	50.0%
Stolen Vehicle	19	11	18	-38.9%
Vehicle Burglary	10	16	42	-61.9%
Crime Against Person	12	14	17	-17.6%
<i>Total</i>	<i>73</i>	<i>70</i>	<i>136</i>	<i>-48.5%</i>
<b>Ward Two</b>				
	Feb - 2017	Mar - 2017	Mar - 2016	Percentage Change (Mar - 16 to Mar - 17)
Commercial Burglary	15	7	10	-30.0%
Destruction of Property	9	11	20	-45.0%
Residential Burglary	16	7	13	-46.2%
Robbery	6	4	3	33.3%
Stolen Vehicle	24	22	18	22.2%
Vehicle Burglary	22	14	34	-58.8%
Crime Against Person	9	12	5	140.0%
<i>Total</i>	<i>101</i>	<i>77</i>	<i>103</i>	<i>-25.2%</i>
<b>Ward Three</b>				
	Feb - 2017	Mar - 2017	Mar - 2016	Percentage Change (Mar - 16 to Mar - 17)
Commercial Burglary	20	11	13	-15.4%
Destruction of Property	13	18	42	-57.1%
Residential Burglary	11	12	14	-14.3%
Robbery	3	9	4	125.0%
Stolen Vehicle	33	39	29	34.5%
Vehicle Burglary	15	18	26	-30.8%
Crime Against Person	22	29	30	-3.3%
<i>Total</i>	<i>117</i>	<i>136</i>	<i>158</i>	<i>-13.9%</i>
<b>Ward Four</b>				
	Feb - 2017	Mar - 2017	Mar - 2016	Percentage Change (Mar - 16 to Mar - 17)
Commercial Burglary	2	4	2	100.0%
Destruction of Property	8	8	22	-63.6%
Residential Burglary	11	10	13	-23.1%
Robbery	2	0	7	-100.0%
Stolen Vehicle	10	12	8	50.0%
Vehicle Burglary	8	7	4	75.0%
Crime Against Person	5	11	9	22.2%
<i>Total</i>	<i>46</i>	<i>52</i>	<i>65</i>	<i>-20.0%</i>
<b>Ward Five</b>				
	Feb - 2017	Mar - 2017	Mar - 2016	Percentage Change (Mar - 16 to Mar - 17)
Commercial Burglary	9	4	0	----
Destruction of Property	15	9	17	-47.1%
Residential Burglary	3	9	19	-52.6%
Robbery	8	10	12	-16.7%
Stolen Vehicle	25	20	19	5.3%
Vehicle Burglary	13	9	34	-73.5%
Crime Against Person	32	55	43	-100.0%
<i>Total</i>	<i>105</i>	<i>116</i>	<i>144</i>	<i>-19.4%</i>

# Ward One - Crime Statistics - March 2017

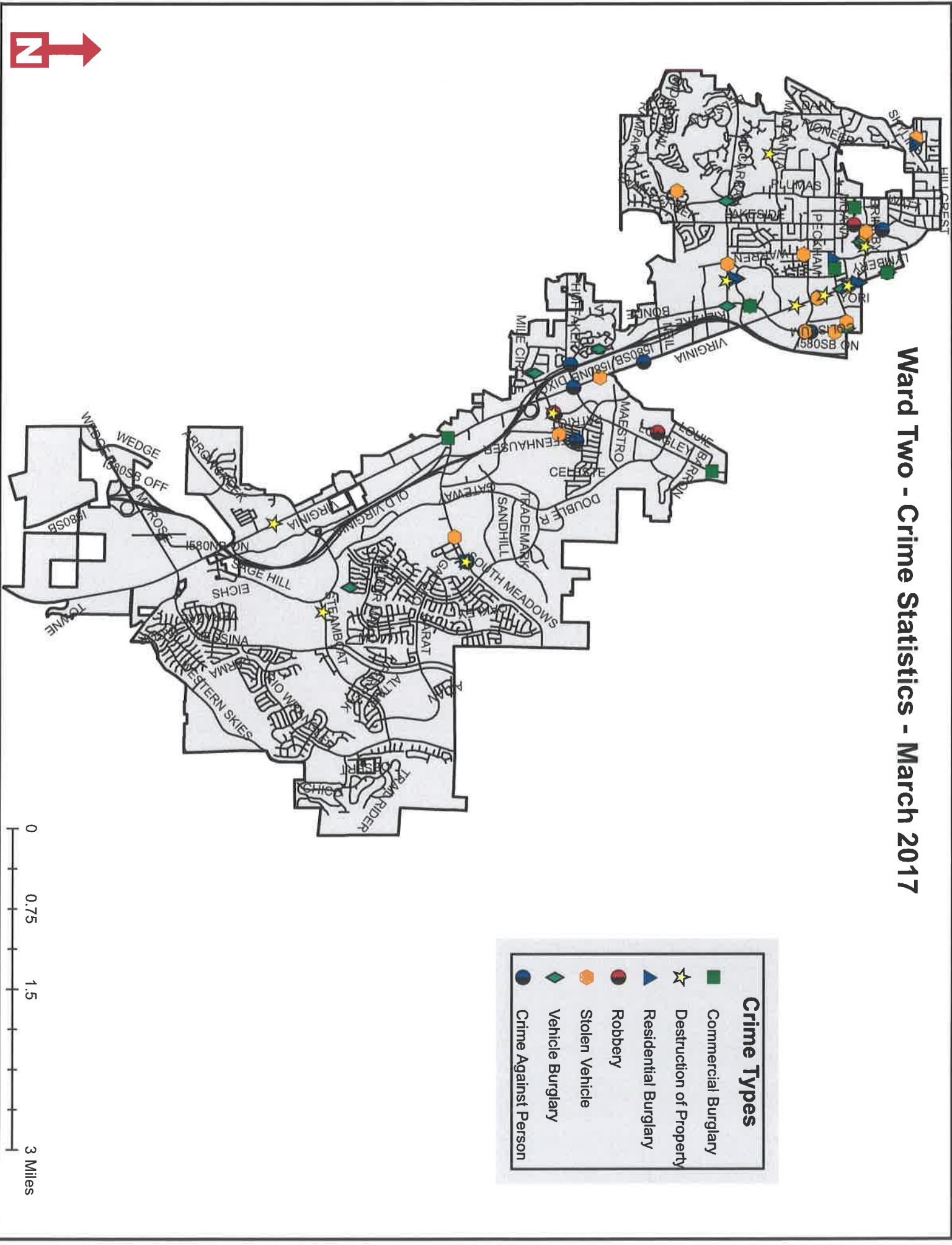


**Crime Types**

- Commercial Burglary
- ★ Destruction of Property
- ▲ Residential Burglary
- Robbery
- ◇ Stolen Vehicle
- ◇ Vehicle Burglary
- Crime Against Person



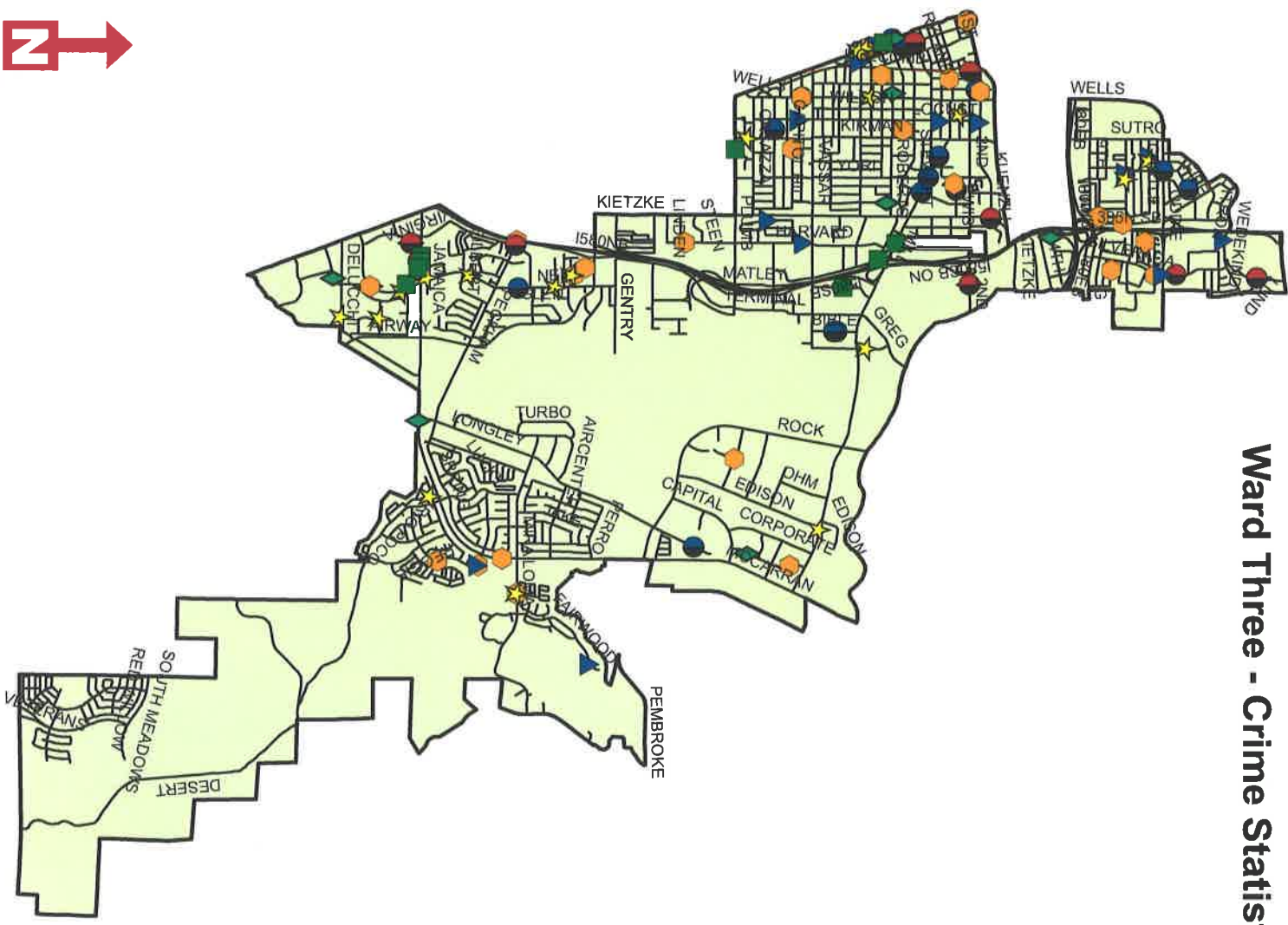
# Ward Two - Crime Statistics - March 2017



Crime Types	
	Commercial Burglary
	Destruction of Property
	Residential Burglary
	Robbery
	Stolen Vehicle
	Vehicle Burglary
	Crime Against Person



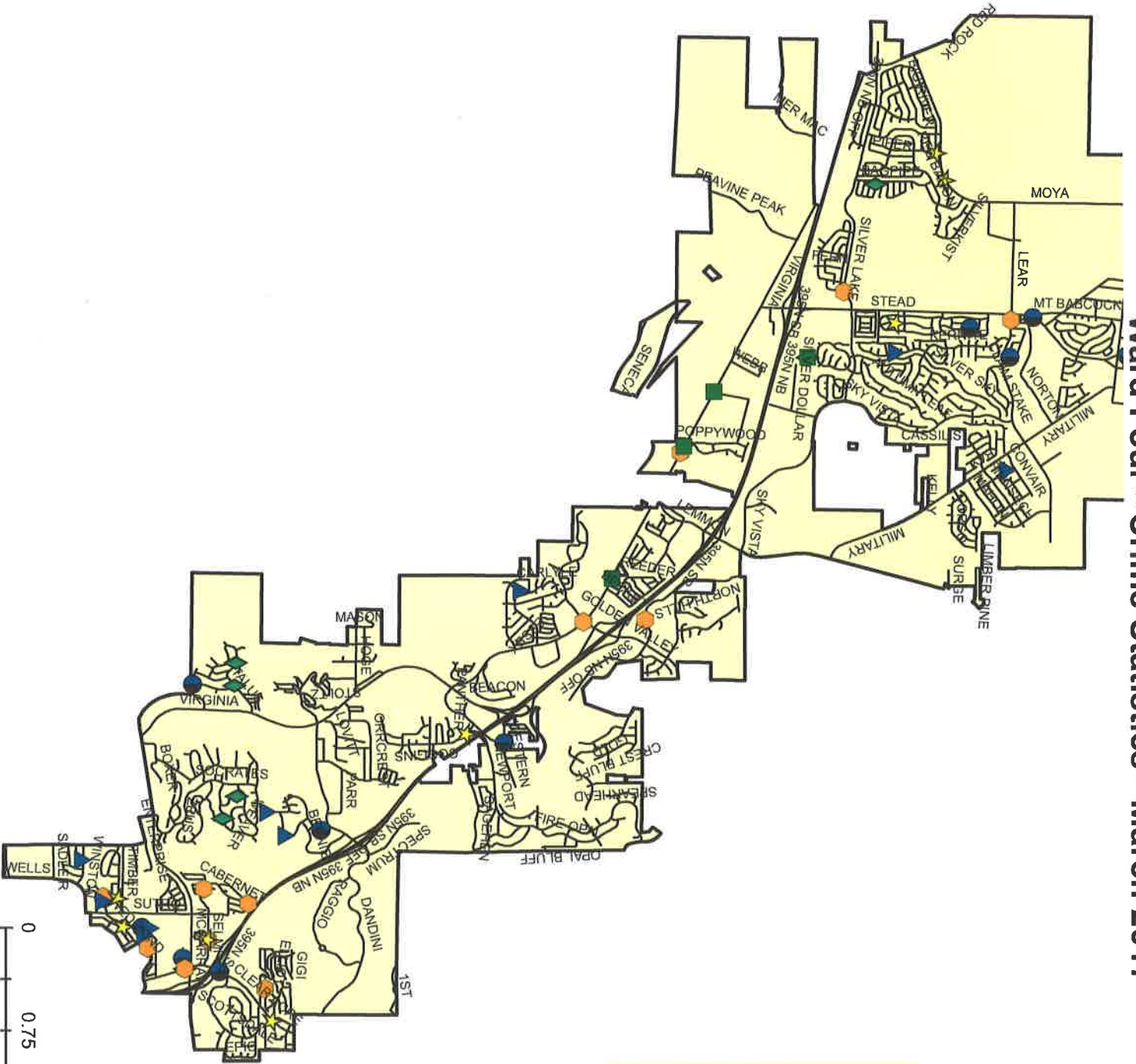
# Ward Three - Crime Statistics - March 2017



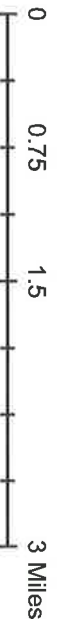
Crime Types	
	Commercial Burglary
	Destruction of Property
	Residential Burglary
	Robbery
	Stolen Vehicle
	Vehicle Burglary
	Crime Against Person



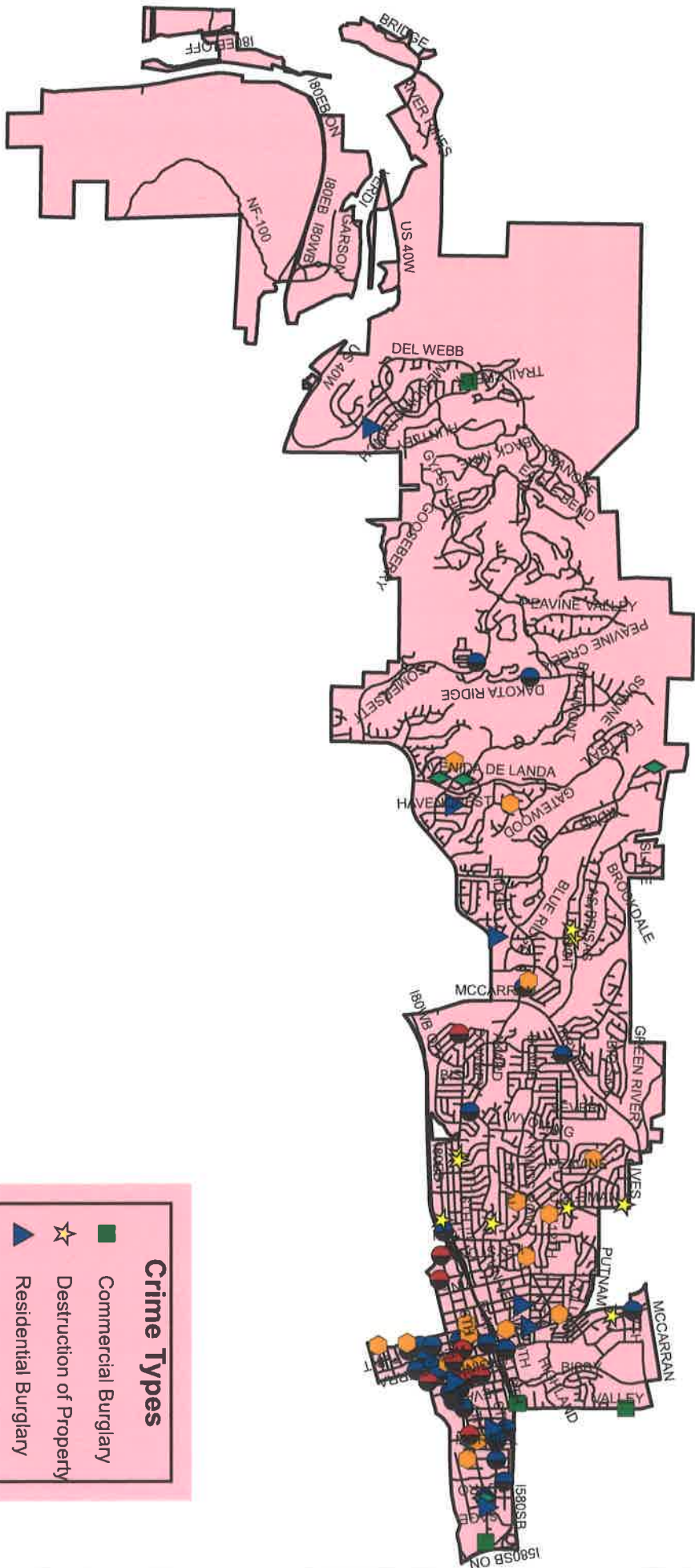
# Ward Four - Crime Statistics - March 2017



Crime Types	
■	Commercial Burglary
★	Destruction of Property
▲	Residential Burglary
◆	Stolen Vehicle
●	Vehicle Burglary
●	Crime Against Person



# Ward Five - Crime Statistics - March 2017



**Crime Types**

- Commercial Burglary
- ☆ Destruction of Property
- ▲ Residential Burglary
- Robbery
- ◆ Stolen Vehicle
- ◇ Vehicle Burglary
- Crime Against Person

