

Reno Police Department - Neighborhood Advisory Board - January 2017 Crime Statistics

Ward One

	Dec - 2016	Jan - 2017	Jan - 2016	Percentage Change (Jan - 16 to Jan - 17)
Commercial Burglary	3	3	3	0.0%
Destruction of Property	6	7	22	-68.2%
Residential Burglary	15	10	14	-28.6%
Robbery	4	3	4	-25.0%
Stolen Vehicle	25	13	15	-13.3%
Vehicle Burglary	22	20	29	-31.0%
Crime Against Person	11	12	9	33.3%
<i>Total</i>	<i>86</i>	<i>68</i>	<i>96</i>	<i>-29.2%</i>

Ward Two

	Dec - 2016	Jan - 2017	Jan - 2016	Percentage Change (Jan - 16 to Jan - 17)
Commercial Burglary	7	12	9	33.3%
Destruction of Property	5	9	19	-52.6%
Residential Burglary	13	16	15	6.7%
Robbery	7	5	7	-28.6%
Stolen Vehicle	31	31	16	93.8%
Vehicle Burglary	25	18	21	-14.3%
Crime Against Person	14	18	9	100.0%
<i>Total</i>	<i>102</i>	<i>109</i>	<i>96</i>	<i>13.5%</i>

Ward Three

	Dec - 2016	Jan - 2017	Jan - 2016	Percentage Change (Dec - 15 to Dec - 16)
Commercial Burglary	11	17	9	88.9%
Destruction of Property	18	17	26	-34.6%
Residential Burglary	8	13	20	-35.0%
Robbery	6	8	14	-42.9%
Stolen Vehicle	44	46	34	35.3%
Vehicle Burglary	19	17	36	-52.8%
Crime Against Person	29	23	29	-20.7%
<i>Total</i>	<i>135</i>	<i>141</i>	<i>168</i>	<i>-16.1%</i>

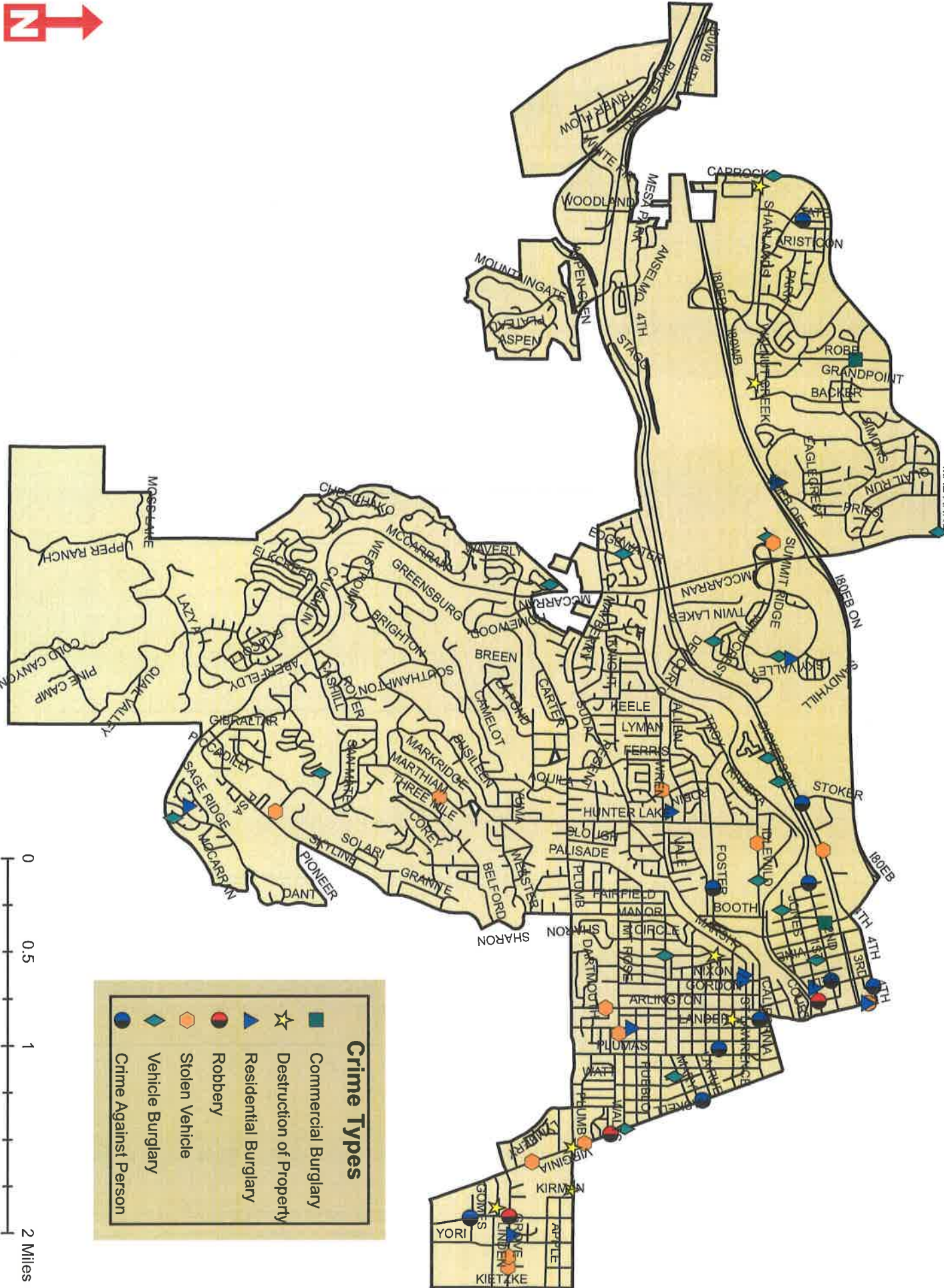
Ward Four

	Dec - 2016	Jan - 2017	Jan - 2016	Percentage Change (Jan - 16 to Jan - 17)
Commercial Burglary	2	2	0	----
Destruction of Property	9	8	15	-46.7%
Residential Burglary	4	12	10	20.0%
Robbery	1	5	2	150.0%
Stolen Vehicle	7	10	8	25.0%
Vehicle Burglary	10	9	12	-25.0%
Crime Against Person	9	9	9	0.0%
<i>Total</i>	<i>42</i>	<i>55</i>	<i>56</i>	<i>-1.8%</i>

Ward Five

	Dec - 2016	Jan - 2017	Jan - 2016	Percentage Change (Jan - 16 to Jan - 17)
Commercial Burglary	3	4	6	-33.3%
Destruction of Property	13	12	30	-60.0%
Residential Burglary	8	7	11	-36.4%
Robbery	9	6	8	-25.0%
Stolen Vehicle	28	14	15	-6.7%
Vehicle Burglary	31	19	28	-32.1%
Crime Against Person	47	31	33	-100.0%
<i>Total</i>	<i>139</i>	<i>93</i>	<i>131</i>	<i>-29.0%</i>

Ward One - Crime Statistics - January 2017

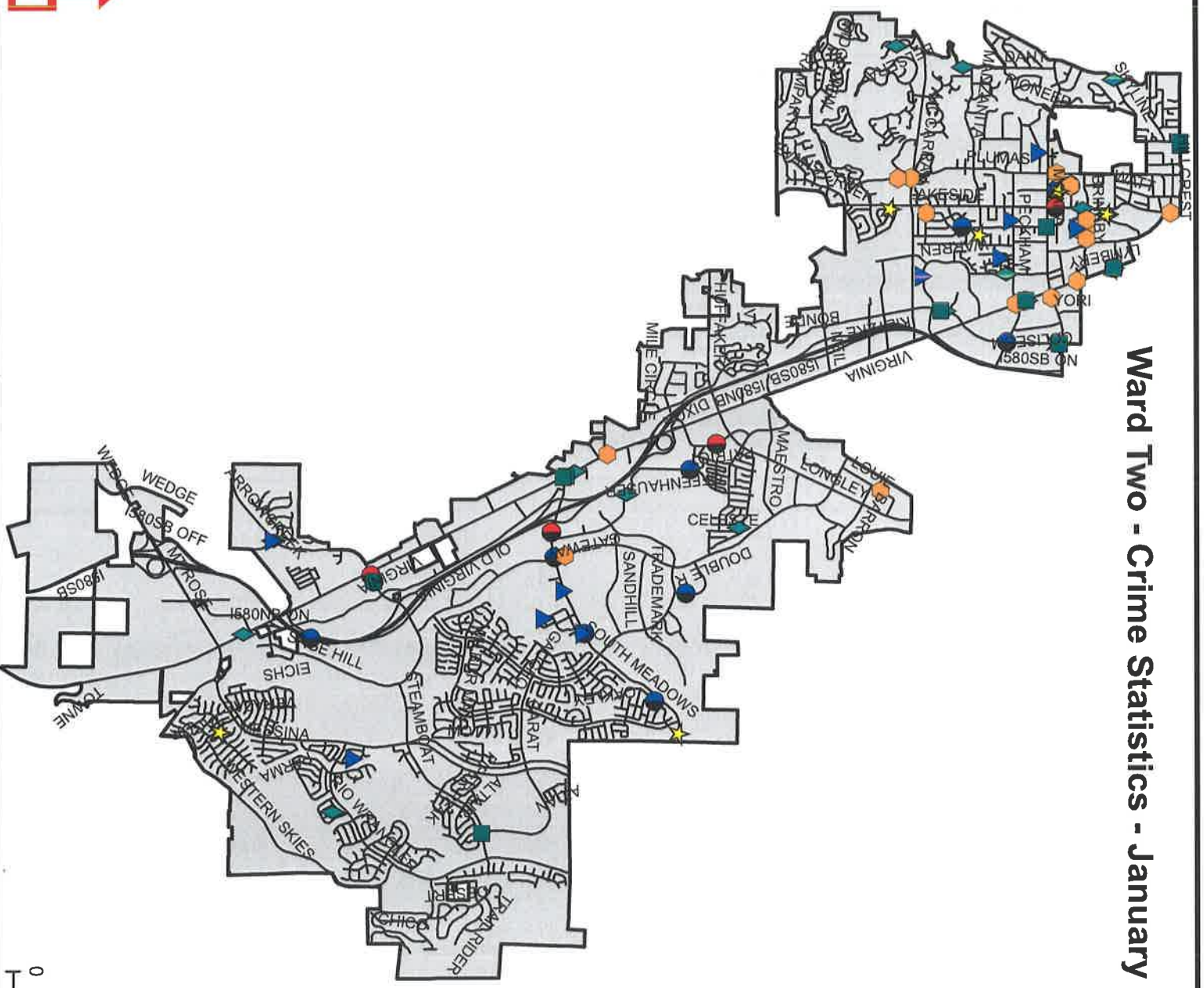


Crime Types

■	Commercial Burglary
☆	Destruction of Property
▲	Residential Burglary
●	Robbery
◆	Stolen Vehicle
◇	Vehicle Burglary
●	Crime Against Person



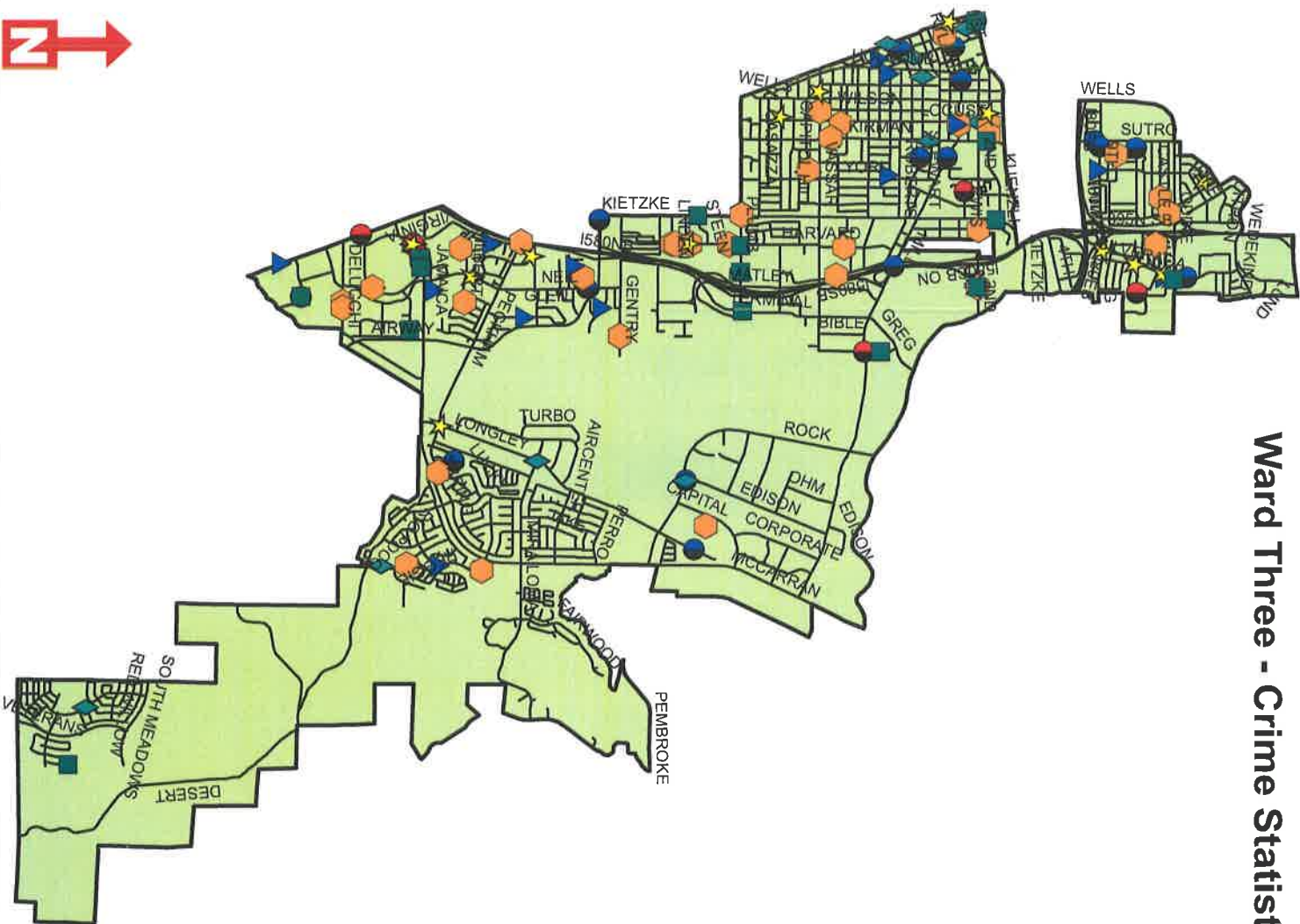
Ward Two - Crime Statistics - January 2017



Crime Types	
	Commercial Burglary
	Destruction of Property
	Residential Burglary
	Robbery
	Stolen Vehicle
	Vehicle Burglary
	Crime Against Person



Ward Three - Crime Statistics - January 2017

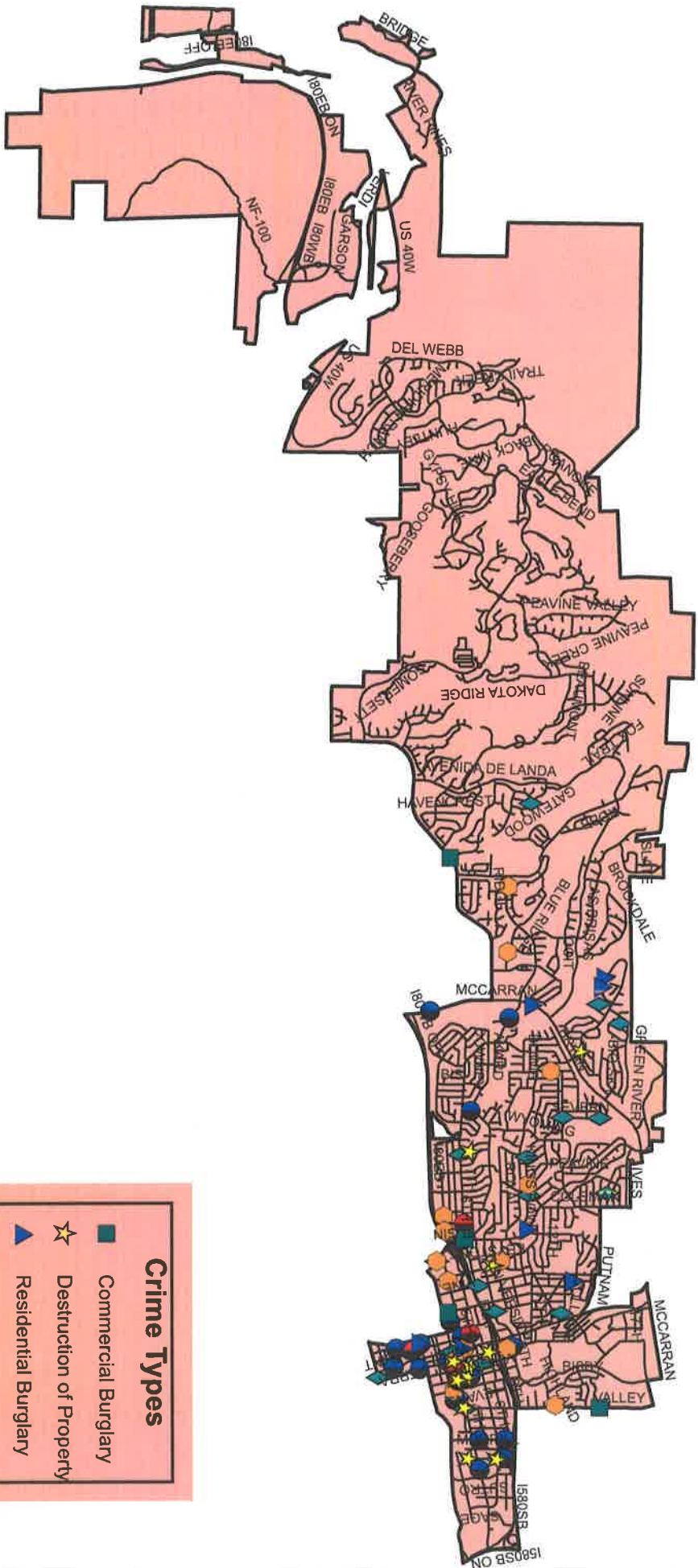


Crime Types

- Commercial Burglary
- ★ Destruction of Property
- ▲ Residential Burglary
- Robbery
- ⬡ Stolen Vehicle
- ◆ Vehicle Burglary
- Crime Against Person



Ward Five - Crime Statistics - January 2017



Crime Types

- Commercial Burglary
- ★ Destruction of Property
- ▲ Residential Burglary
- Robbery
- ⬠ Stolen Vehicle
- ◆ Vehicle Burglary
- Crime Against Person

