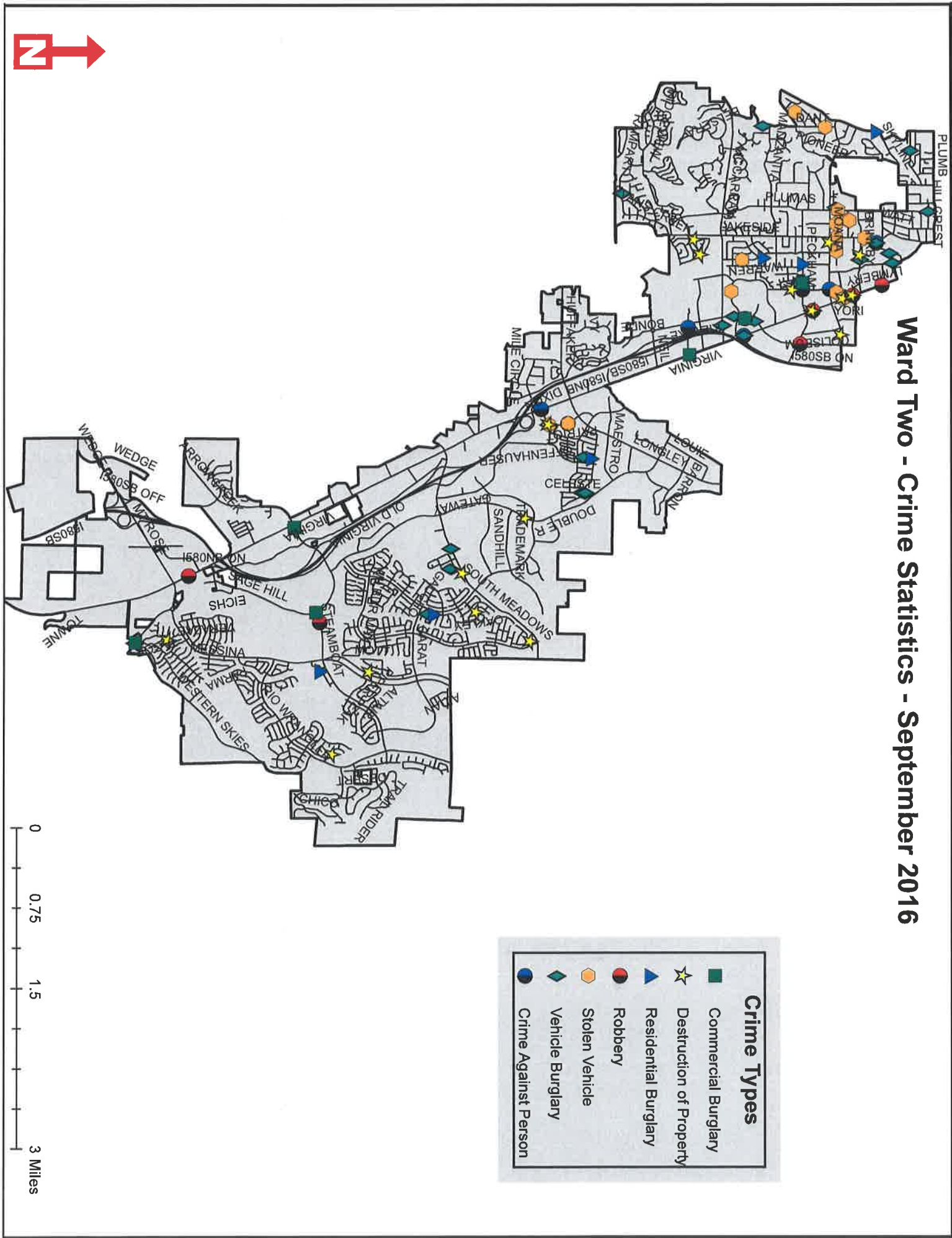


Reno Police Department - Neighborhood Advisory Board - September 2016 Crime Statistics

Ward One				
	Aug - 2016	Sep - 2016	Sep - 2015	Percentage Change (Sep - 15 to Sep - 16)
Commercial Burglary	8	7	6	16.7%
Destruction of Property	18	17	15	13.3%
Residential Burglary	11	21	22	-4.5%
Robbery	6	3	4	-25.0%
Stolen Vehicle	17	17	15	13.3%
Vehicle Burglary	17	26	42	-38.1%
Crime Against Person	14	21	17	23.5%
<i>Total</i>	<i>91</i>	<i>112</i>	<i>121</i>	<i>-7.4%</i>
Ward Two				
	Aug - 2016	Sep - 2016	Sep - 2015	Percentage Change (Sep - 15 to Sep - 16)
Commercial Burglary	9	6	13	-53.8%
Destruction of Property	22	23	22	4.5%
Residential Burglary	7	6	12	-50.0%
Robbery	9	9	6	50.0%
Stolen Vehicle	43	25	28	-10.7%
Vehicle Burglary	40	27	32	-15.6%
Crime Against Person	12	12	16	-25.0%
<i>Total</i>	<i>142</i>	<i>108</i>	<i>129</i>	<i>-16.3%</i>
Ward Three				
	Aug - 2016	Sep - 2016	Sep - 2015	Percentage Change (Sep - 15 to Sep - 16)
Commercial Burglary	14	8	19	-57.9%
Destruction of Property	36	23	27	-14.8%
Residential Burglary	15	18	11	63.6%
Robbery	9	7	13	-46.2%
Stolen Vehicle	41	30	38	-21.1%
Vehicle Burglary	26	35	25	40.0%
Crime Against Person	42	28	28	0.0%
<i>Total</i>	<i>183</i>	<i>149</i>	<i>161</i>	<i>-7.5%</i>
Ward Four				
	Aug - 2016	Sep - 2016	Sep - 2015	Percentage Change (Sep - 15 to Sep - 16)
Commercial Burglary	1	2	3	-33.3%
Destruction of Property	9	17	23	-26.1%
Residential Burglary	3	6	19	-68.4%
Robbery	1	3	6	-50.0%
Stolen Vehicle	8	11	10	10.0%
Vehicle Burglary	8	10	8	25.0%
Crime Against Person	12	11	10	10.0%
<i>Total</i>	<i>42</i>	<i>60</i>	<i>79</i>	<i>-24.1%</i>
Ward Five				
	Aug - 2016	Sep - 2016	Sep - 2015	Percentage Change (Sep - 15 to Sep - 16)
Commercial Burglary	7	5	8	-37.5%
Destruction of Property	34	22	25	-12.0%
Residential Burglary	14	17	20	-15.0%
Robbery	14	13	12	8.3%
Stolen Vehicle	17	24	18	33.3%
Vehicle Burglary	23	30	32	-6.3%
Crime Against Person	47	40	43	-7.0%
<i>Total</i>	<i>156</i>	<i>151</i>	<i>158</i>	<i>-4.4%</i>

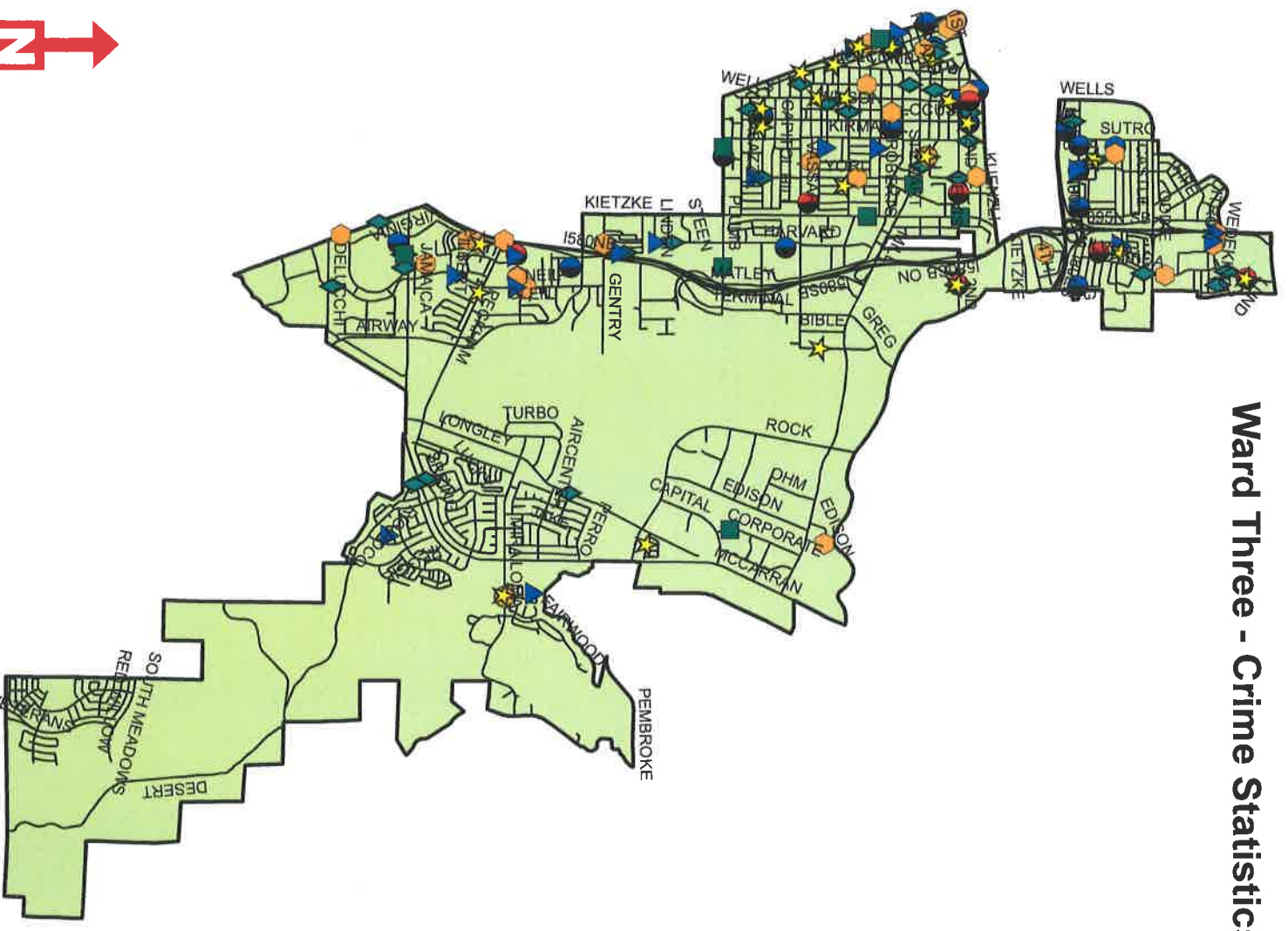
Ward Two - Crime Statistics - September 2016



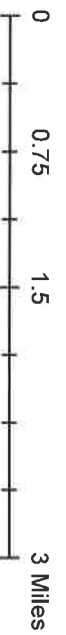
Crime Types	
	Commercial Burglary
	Destruction of Property
	Residential Burglary
	Robbery
	Stolen Vehicle
	Vehicle Burglary
	Crime Against Person



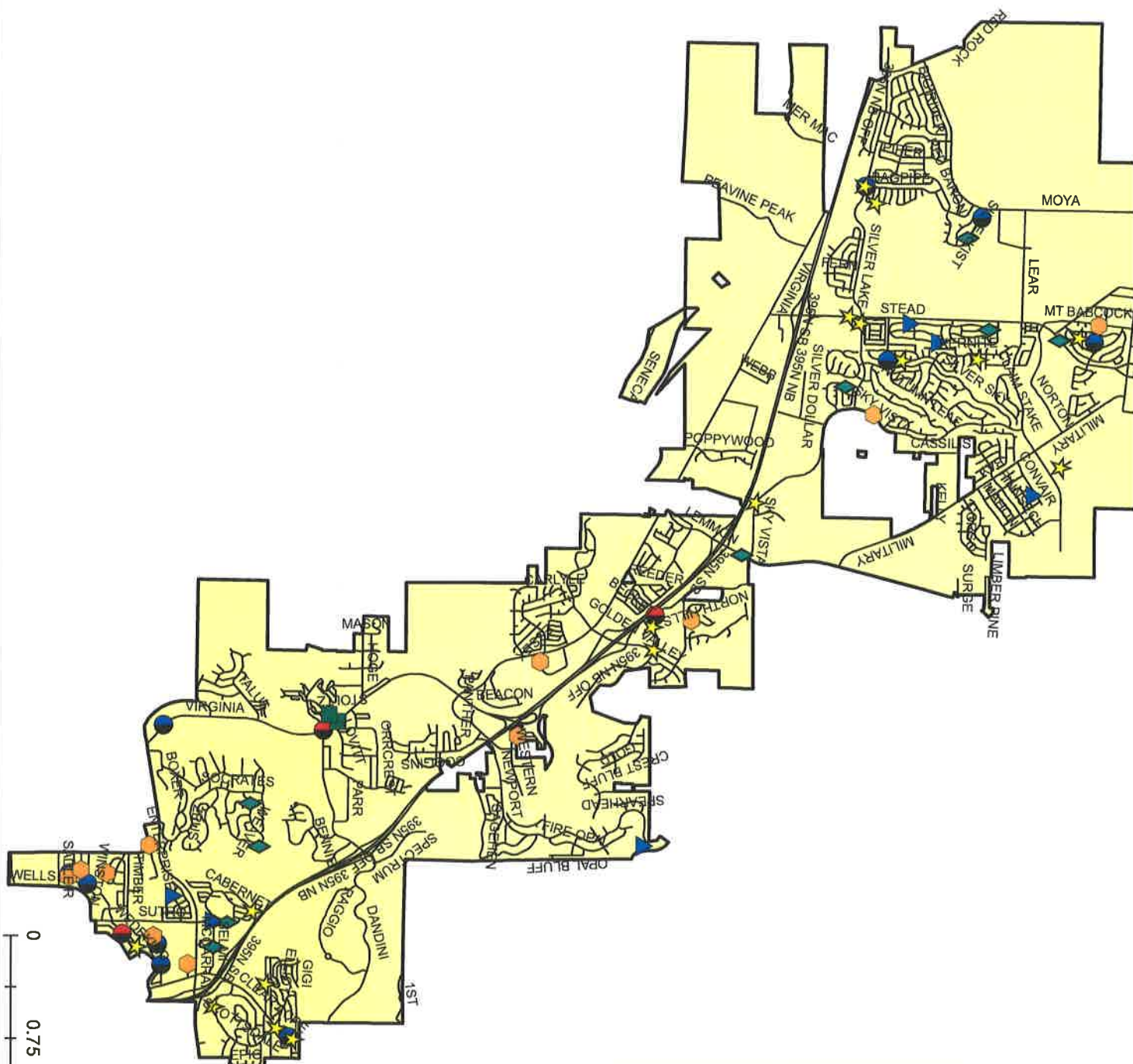
Ward Three - Crime Statistics - September 2016



- | Crime Types | |
|-------------|-------------------------|
| ■ | Commercial Burglary |
| ☆ | Destruction of Property |
| ▲ | Residential Burglary |
| ● | Robbery |
| ◆ | Stolen Vehicle |
| ◇ | Vehicle Burglary |
| ● | Crime Against Person |



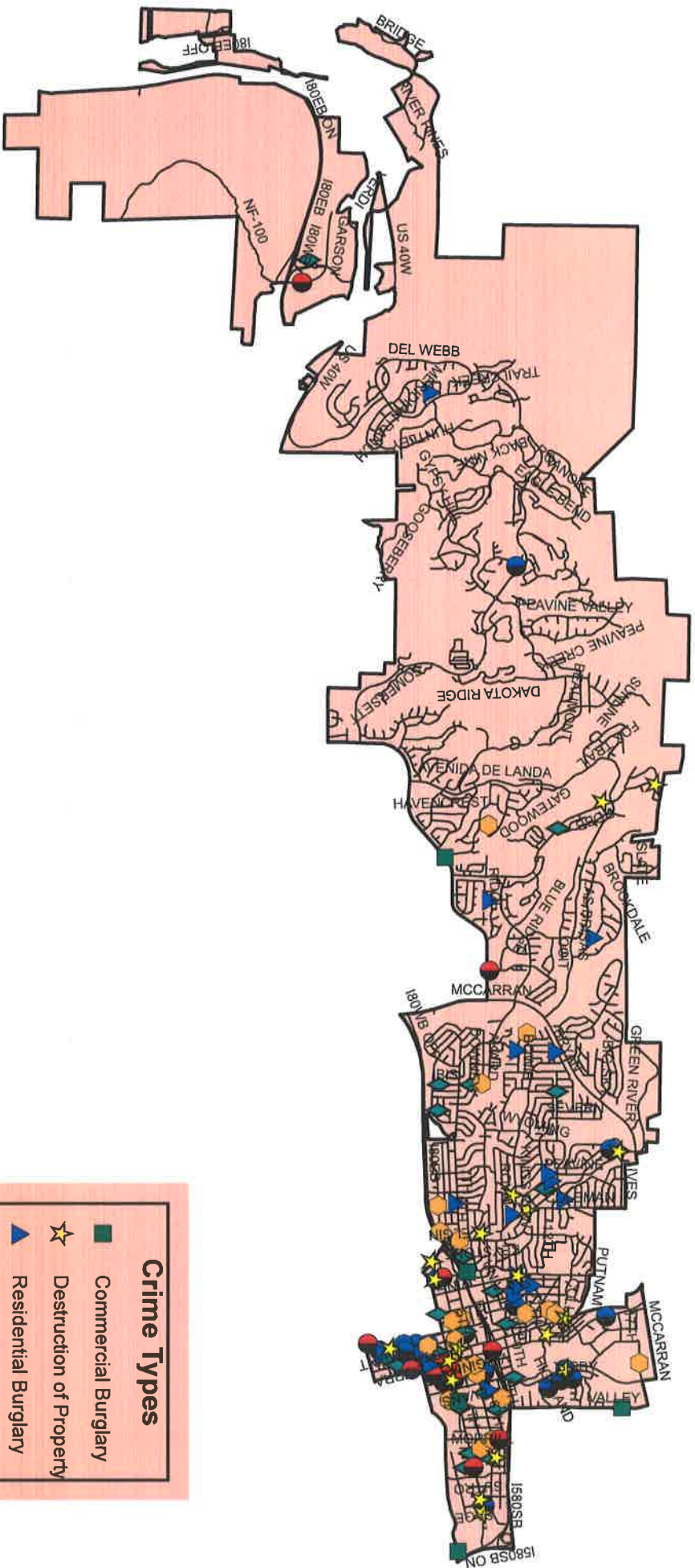
Ward Four - Crime Statistics - September 2016



Crime Types	
■	Commercial Burglary
☆	Destruction of Property
▲	Residential Burglary
●	Robbery
◊	Stolen Vehicle
◆	Vehicle Burglary
●	Crime Against Person



Ward Five - Crime Statistics - September 2016



Crime Types

- Commercial Burglary
- ☆ Destruction of Property
- ▲ Residential Burglary
- Robbery
- ◆ Stolen Vehicle
- ◇ Vehicle Burglary
- Crime Against Person

