

Reno Police Department - Neighborhood Advisory Board - July 2016 Crime Statistics

Ward One

	Jun - 2016	Jul - 2016	Jul - 2015	Percentage Change (July - 15 to July - 16)
Commercial Burglary	5	5	10	-50.0%
Destruction of Property	26	20	25	-20.0%
Residential Burglary	17	14	22	-36.4%
Robbery	4	3	5	-40.0%
Stolen Vehicle	11	16	16	0.0%
Vehicle Burglary	27	30	44	-31.8%
Crime Against Person	7	22	13	69.2%
Total	97	110	135	-18.5%

Ward Two

	Jun - 2016	Jul - 2016	Jul - 2015	Percentage Change (July - 15 to July - 16)
Commercial Burglary	6	9	13	-30.8%
Destruction of Property	17	10	26	-61.5%
Residential Burglary	17	14	9	55.6%
Robbery	8	1	8	-87.5%
Stolen Vehicle	14	20	14	42.9%
Vehicle Burglary	29	20	26	-23.1%
Crime Against Person	8	15	13	15.4%
Total	99	89	109	-18.3%

Ward Three

	Jun - 2016	Jul - 2016	Jul - 2015	Percentage Change (July - 15 to July - 16)
Commercial Burglary	5	17	11	54.5%
Destruction of Property	27	51	35	45.7%
Residential Burglary	18	16	20	-20.0%
Robbery	10	6	8	-25.0%
Stolen Vehicle	37	19	19	0.0%
Vehicle Burglary	23	34	31	9.7%
Crime Against Person	26	35	30	16.7%
Total	146	178	154	15.6%

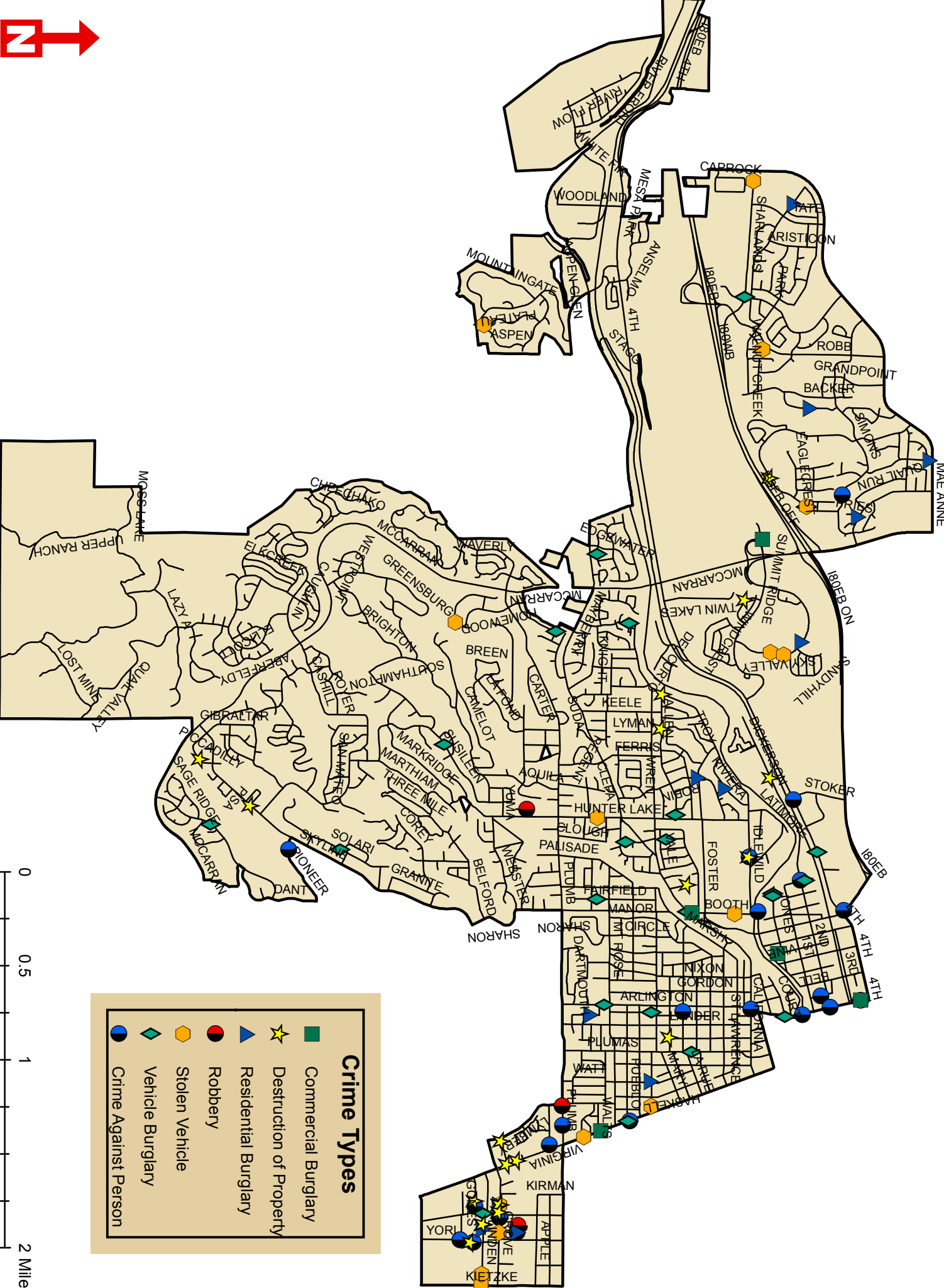
Ward Four

	Jun - 2016	Jul - 2016	Jul - 2015	Percentage Change (July - 15 to July - 16)
Commercial Burglary	1	5	5	0.0%
Destruction of Property	16	16	17	-5.9%
Residential Burglary	7	10	35	-71.4%
Robbery	4	2	4	-50.0%
Stolen Vehicle	10	11	8	37.5%
Vehicle Burglary	12	21	25	-16.0%
Crime Against Person	6	10	7	42.9%
Total	56	75	101	-25.7%

Ward Five

	Jun - 2016	Jul - 2016	Jul - 2015	Percentage Change (July - 15 to July - 16)
Commercial Burglary	5	3	10	-70.0%
Destruction of Property	19	31	28	10.7%
Residential Burglary	21	19	26	-26.9%
Robbery	6	11	5	120.0%
Stolen Vehicle	17	22	26	-15.4%
Vehicle Burglary	20	18	40	-55.0%
Crime Against Person	36	41	44	-6.8%
Total	124	145	179	-19.0%

Ward One - Crime Statistics - July 2016







Crime Types

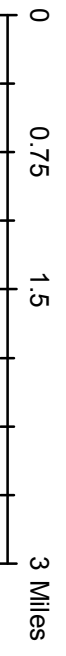
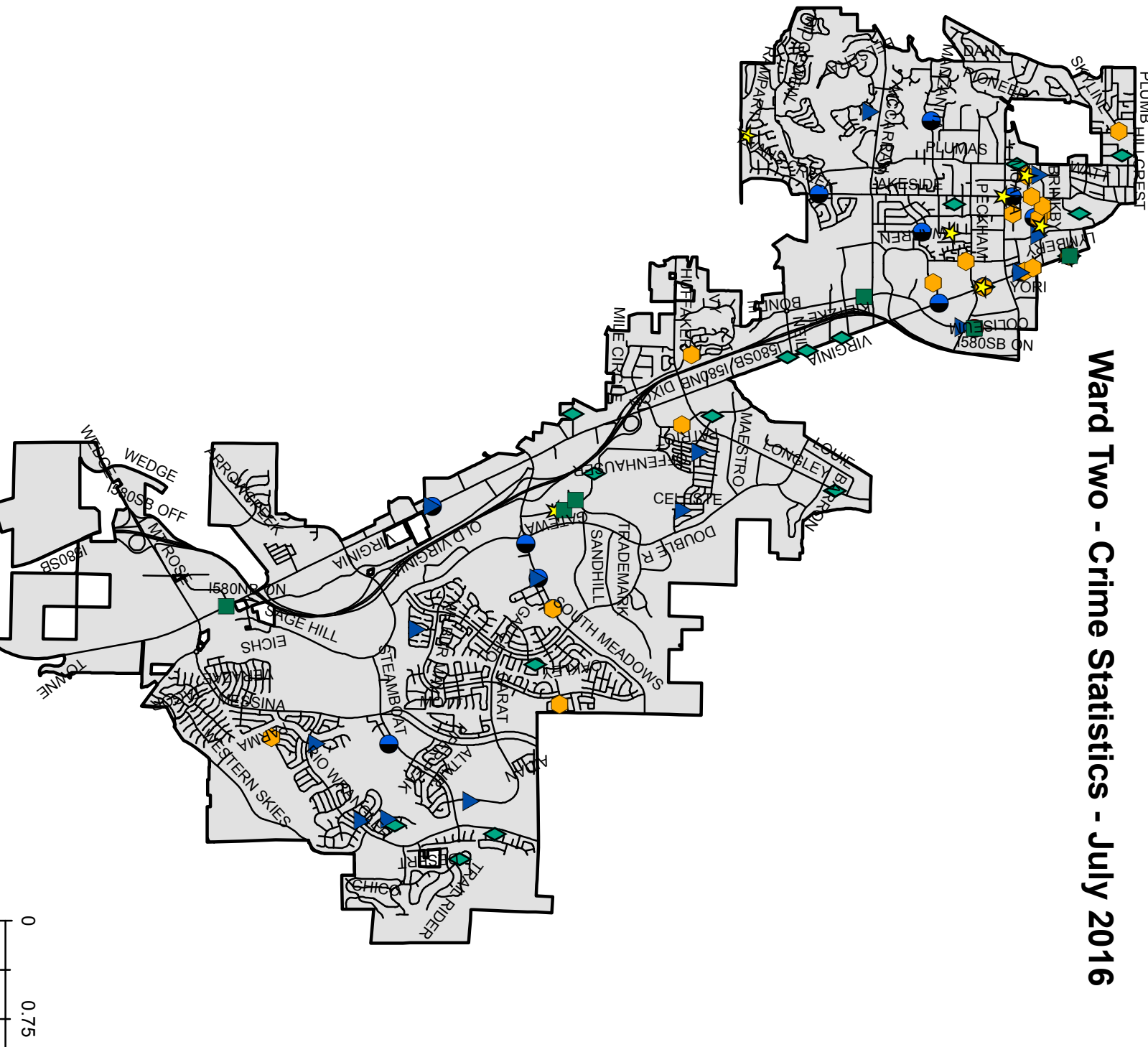
- Commercial Burglary
- ★ Destruction of Property
- ▲ Residential Burglary
- Robbery
- ◆ Stolen Vehicle
- ◆ Vehicle Burglary
- Crime Against Person



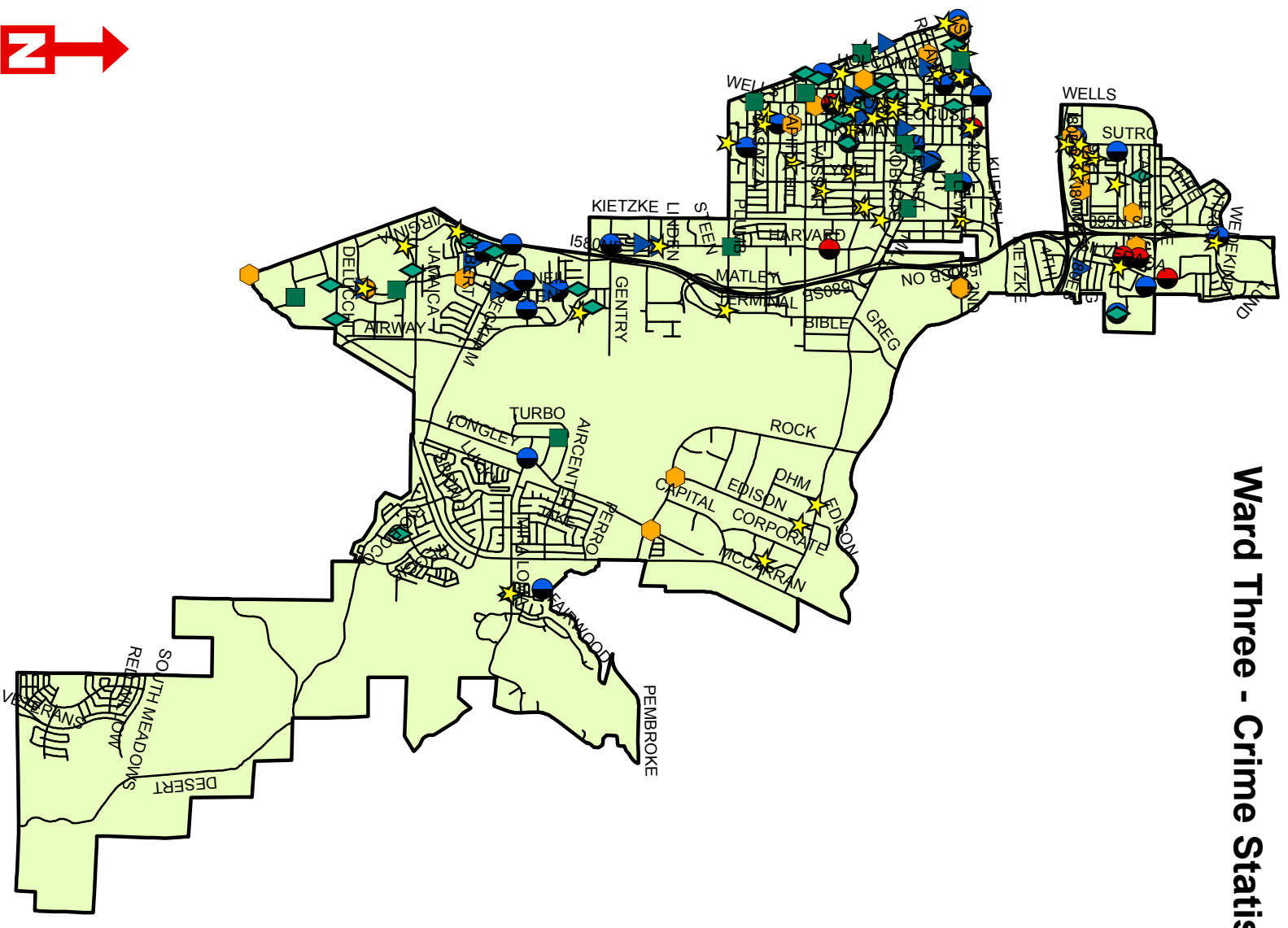
Ward Two - Crime Statistics - July 2016










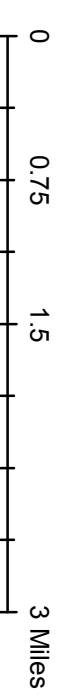
Crime Types	
	Commercial Burglary
	Destruction of Property
	Residential Burglary
	Robbery
	Stolen Vehicle
	Vehicle Burglary
	Crime Against Person



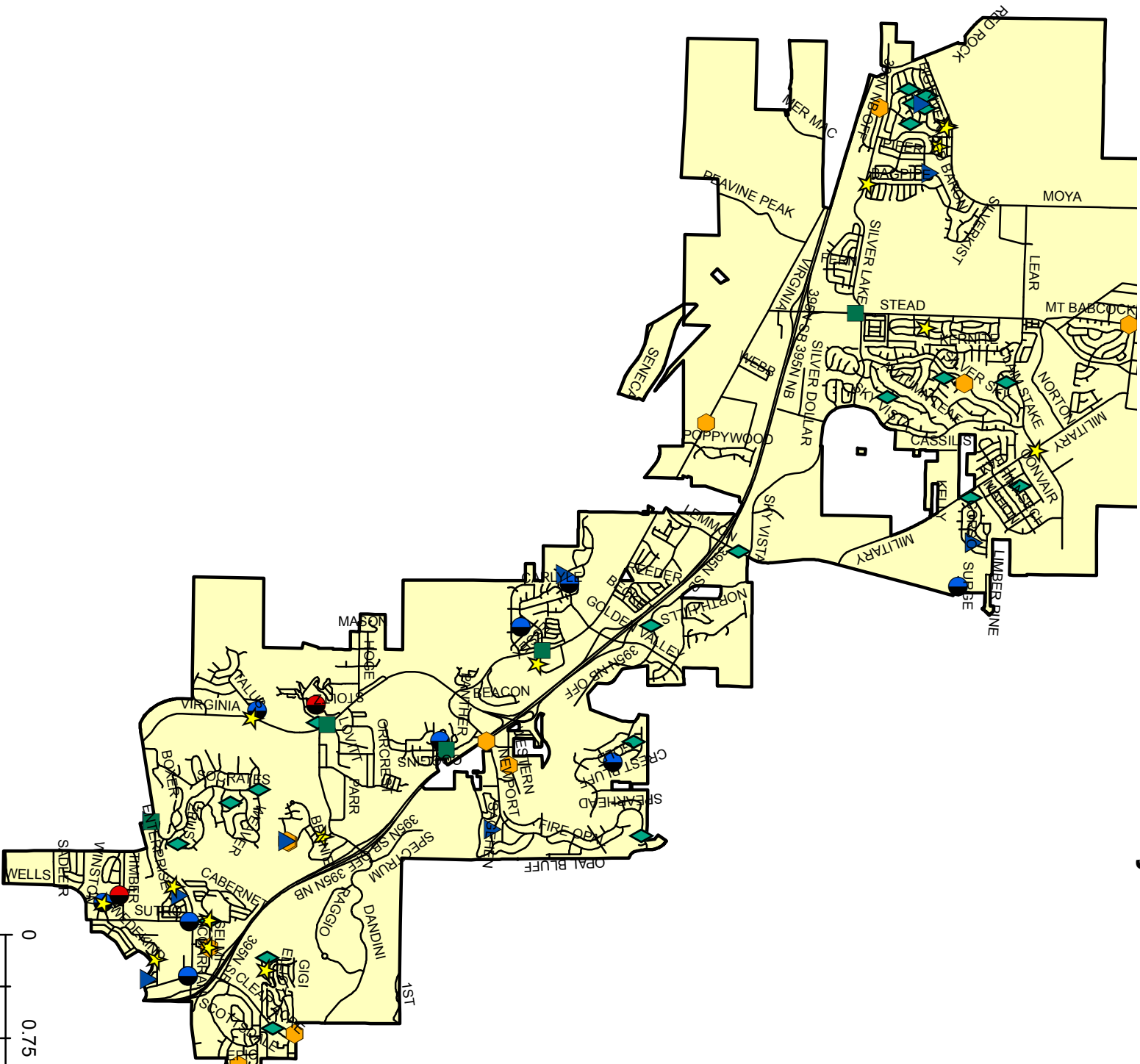
Ward Three - Crime Statistics - July 2016



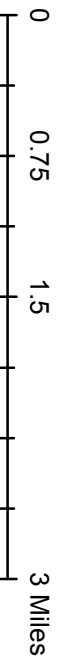
Crime Types	
	Commercial Burglary
	Destruction of Property
	Residential Burglary
	Robbery
	Stolen Vehicle
	Vehicle Burglary
	Crime Against Person



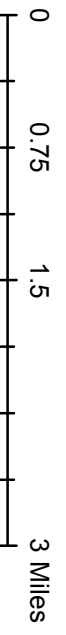
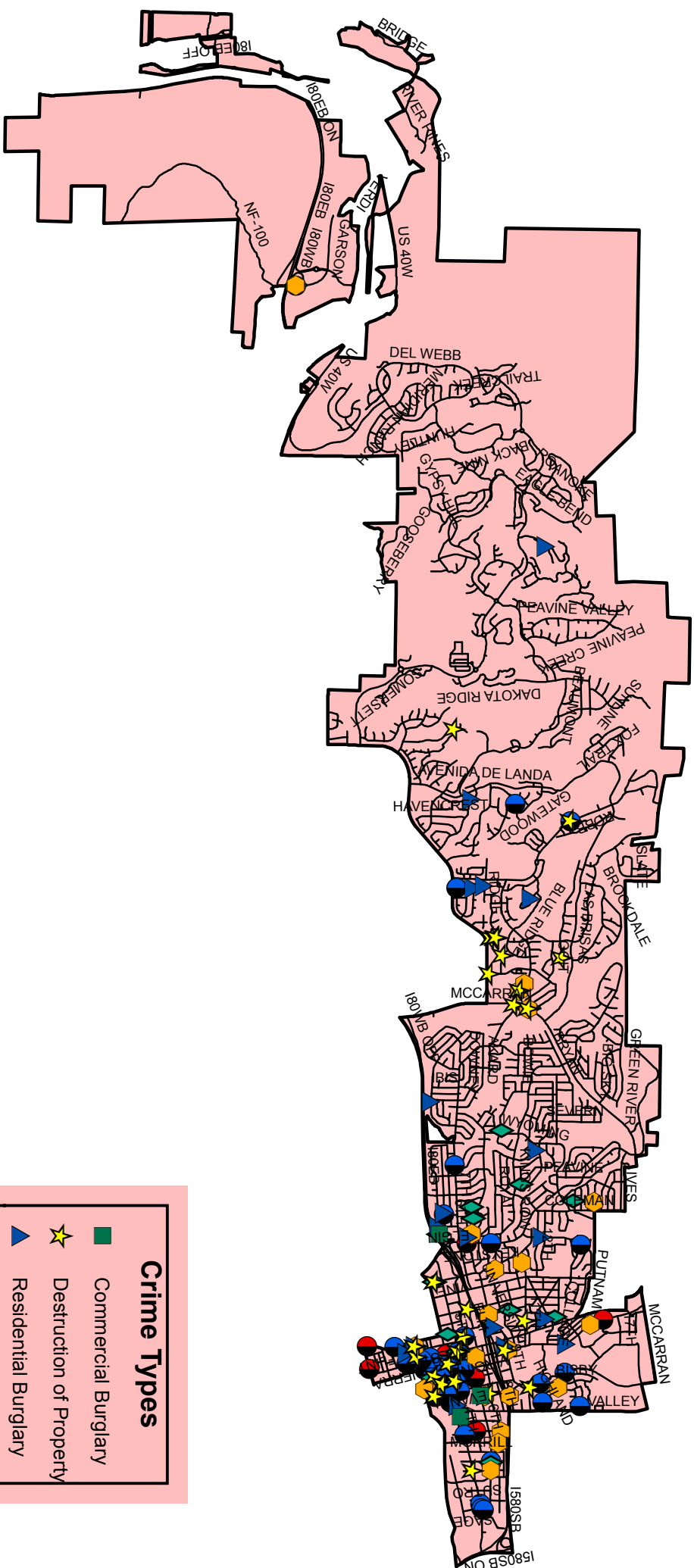
Ward Four - Crime Statistics - July 2016



Crime Types	
■	Commercial Burglary
★	Destruction of Property
▲	Residential Burglary
●	Robbery
◆	Stolen Vehicle
◆	Vehicle Burglary
●	Crime Against Person



Ward Five - Crime Statistics - July 2016



Crime Types	
■	Commercial Burglary
★	Destruction of Property
▲	Residential Burglary
⬡	Stolen Vehicle
◆	Vehicle Burglary
●	Crime Against Person
●	Robbery