

Reno Police Department - Neighborhood Advisory Board - May 2016 Crime Statistics

Ward One

	Apr - 2016	May - 2016	May - 2015	Percentage Change (May - 15 to May - 16)
Commercial Burglary	4	4	7	-42.9%
Destruction of Property	17	31	30	3.3%
Residential Burglary	14	16	18	-11.1%
Robbery	4	2	5	-60.0%
Stolen Vehicle	15	13	27	-51.9%
Vehicle Burglary	48	39	33	18.2%
Crime Against Person	12	16	13	23.1%
<i>Total</i>	<i>114</i>	<i>121</i>	<i>133</i>	<i>-9.0%</i>

Ward Two

	Apr - 2016	May - 2016	May - 2015	Percentage Change (May - 15 to May - 16)
Commercial Burglary	7	8	15	-46.7%
Destruction of Property	23	19	27	-29.6%
Residential Burglary	14	9	12	-25.0%
Robbery	4	1	1	0.0%
Stolen Vehicle	17	21	21	0.0%
Vehicle Burglary	70	36	37	-2.7%
Crime Against Person	12	8	16	-50.0%
<i>Total</i>	<i>147</i>	<i>102</i>	<i>129</i>	<i>-20.9%</i>

Ward Three

	Apr - 2016	May - 2016	May - 2015	Percentage Change (May - 15 to May - 16)
Commercial Burglary	12	8	21	-61.9%
Destruction of Property	25	25	34	-26.5%
Residential Burglary	9	11	14	-21.4%
Robbery	11	9	9	0.0%
Stolen Vehicle	28	26	49	-46.9%
Vehicle Burglary	28	47	34	38.2%
Crime Against Person	28	31	34	-8.8%
<i>Total</i>	<i>141</i>	<i>157</i>	<i>195</i>	<i>-19.5%</i>

Ward Four

	Apr - 2016	May - 2016	May - 2015	Percentage Change (May - 15 to May - 16)
Commercial Burglary	0	4	4	0.0%
Destruction of Property	17	17	15	13.3%
Residential Burglary	11	11	21	-47.6%
Robbery	2	1	5	-80.0%
Stolen Vehicle	9	14	11	27.3%
Vehicle Burglary	12	18	11	63.6%
Crime Against Person	10	8	9	-11.1%
<i>Total</i>	<i>61</i>	<i>73</i>	<i>76</i>	<i>-3.9%</i>

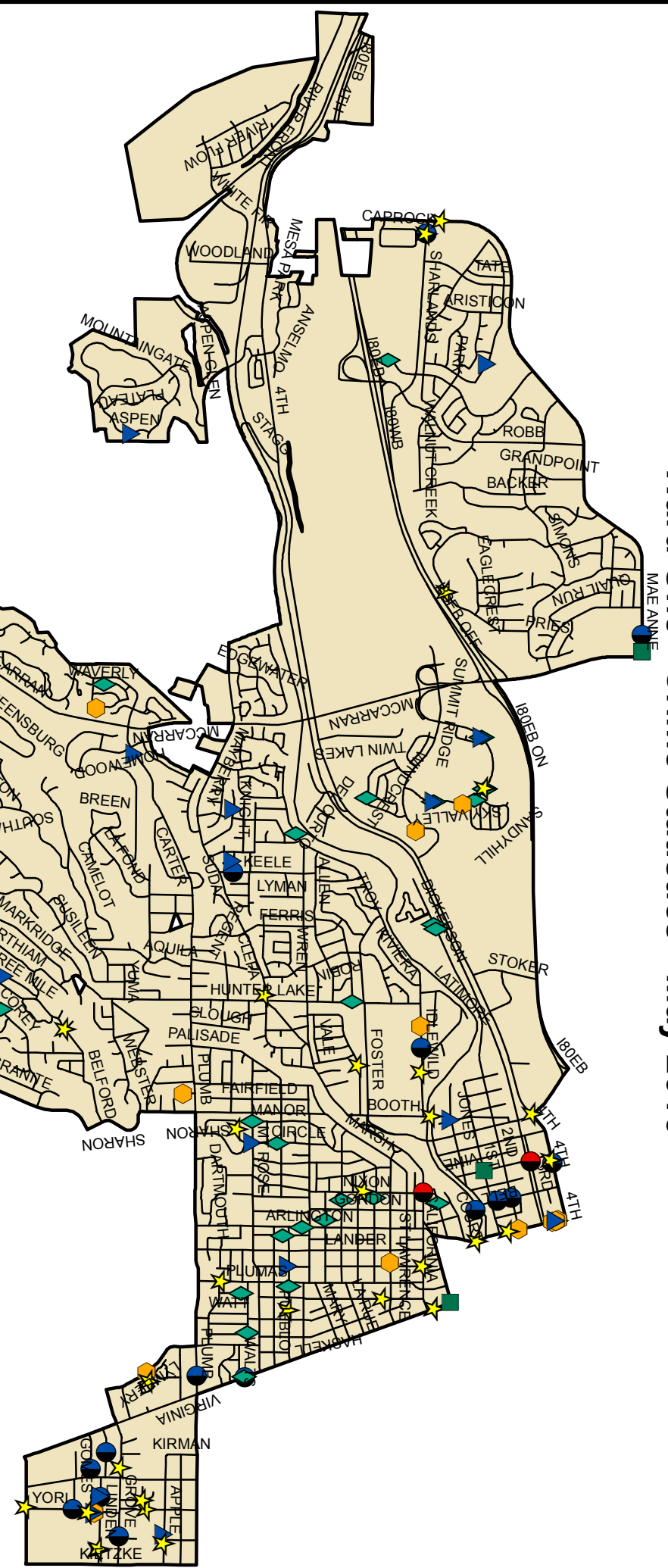
Ward Five

	Apr - 2016	May - 2016	May - 2015	Percentage Change (May - 15 to May - 16)
Commercial Burglary	9	5	7	-28.6%
Destruction of Property	20	25	22	13.6%
Residential Burglary	16	12	22	-45.5%
Robbery	16	6	12	-50.0%
Stolen Vehicle	10	9	19	-52.6%
Vehicle Burglary	39	39	28	39.3%
Crime Against Person	33	43	40	7.5%
<i>Total</i>	<i>143</i>	<i>139</i>	<i>150</i>	<i>-7.3%</i>

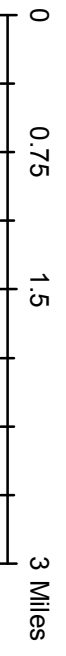
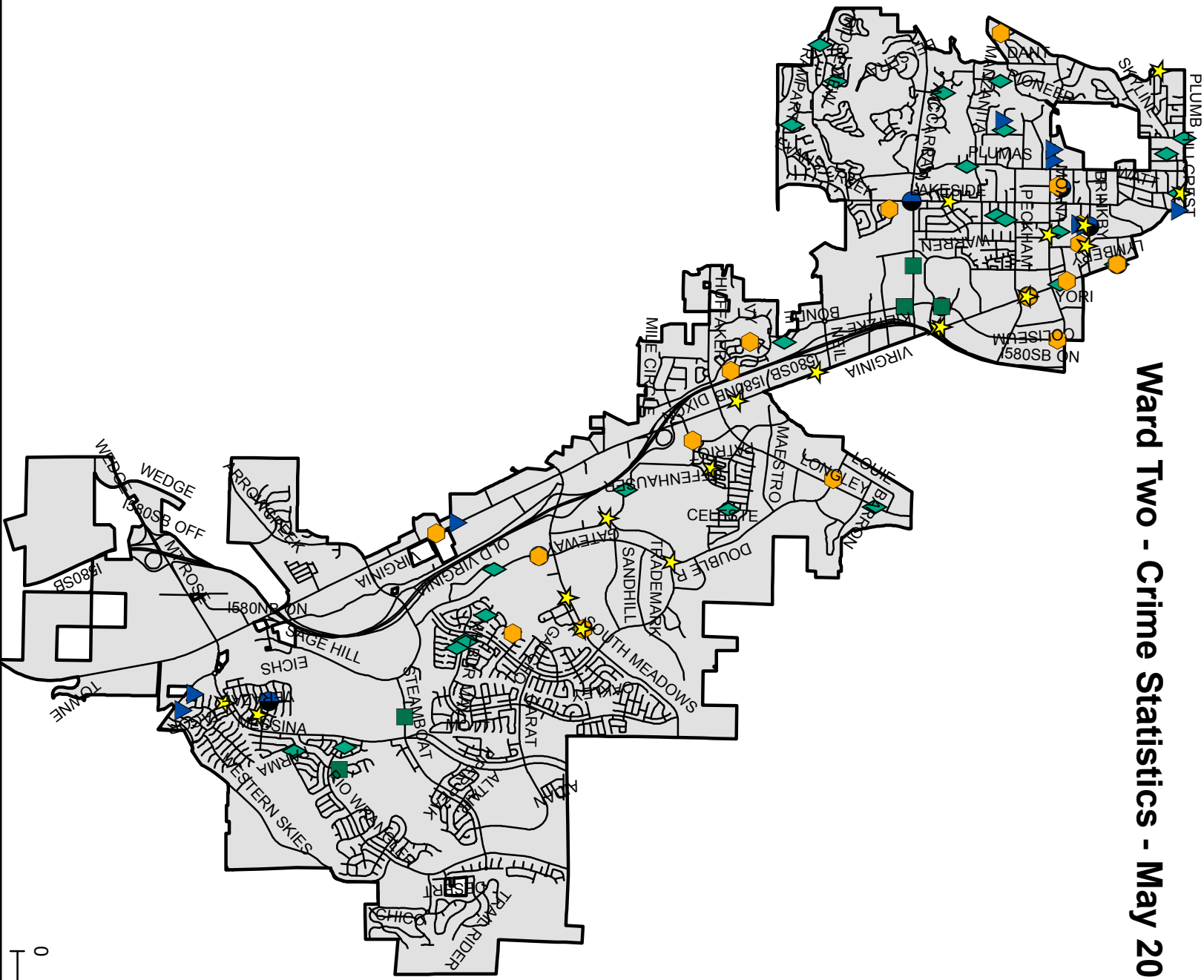

Ward One - Crime Statistics - May 2016



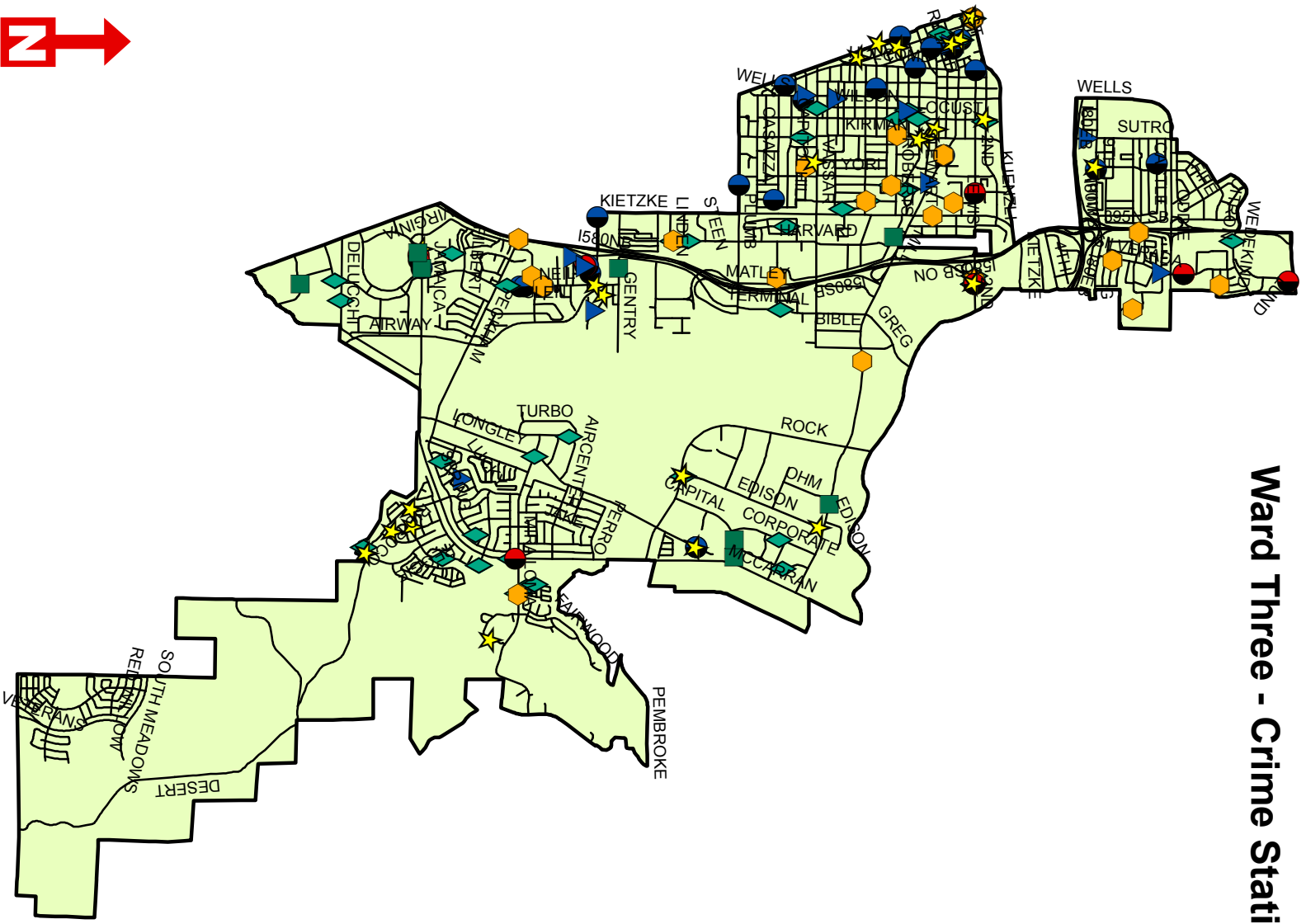
Crime Types	
	Commercial Burglary
	Destruction of Property
	Residential Burglary
	Robbery
	Stolen Vehicle
	Vehicle Burglary
	Crime Against Person



Ward Two - Crime Statistics - May 2016

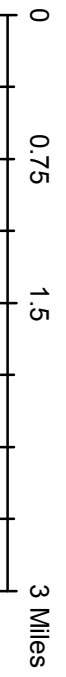


Ward Three - Crime Statistics - May 2016

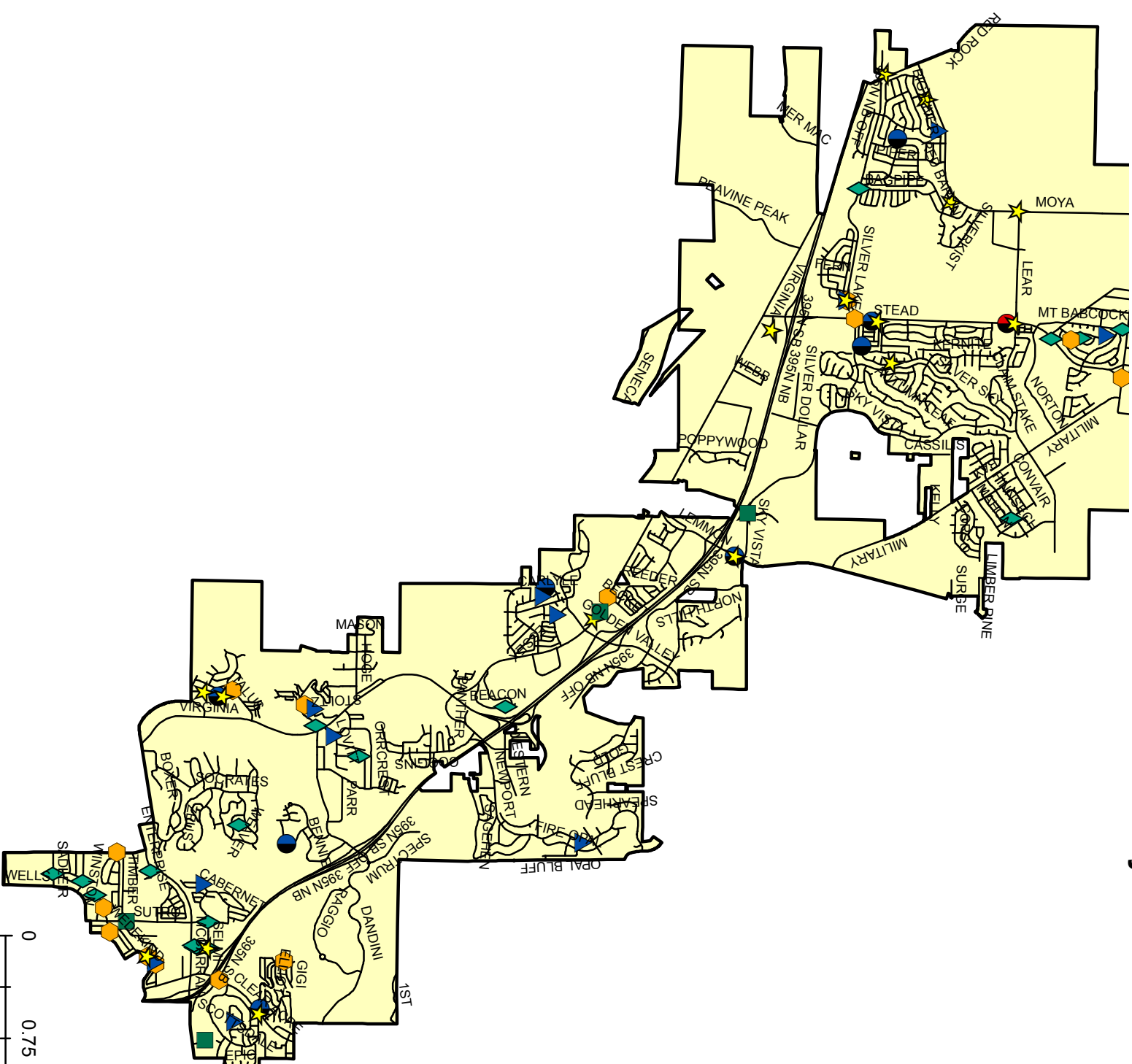


Crime Types

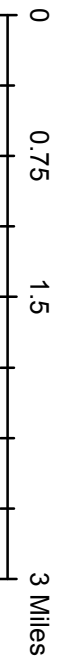
- Commercial Burglary
- ★ Destruction of Property
- ▲ Residential Burglary
- Robbery
- Stolen Vehicle
- ◆ Vehicle Burglary
- Crime Against Person



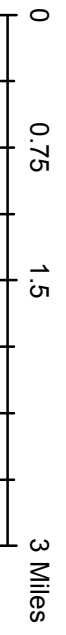
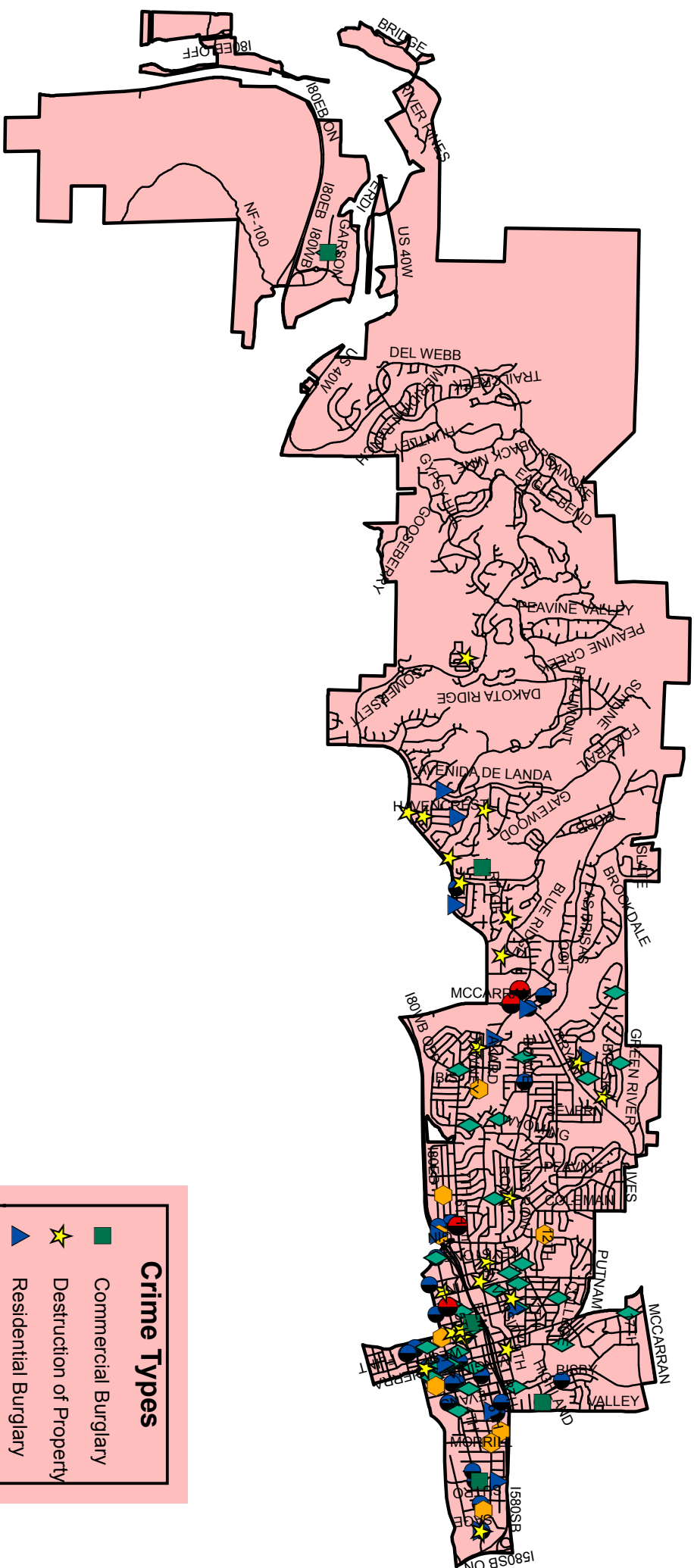
Ward Four - Crime Statistics - May 2016



Crime Types	
■	Commercial Burglary
★	Destruction of Property
▲	Residential Burglary
●	Robbery
◆	Stolen Vehicle
◇	Vehicle Burglary
●	Crime Against Person



Ward Five - Crime Statistics - May 2016



Crime Types

- Commercial Burglary
- ★ Destruction of Property
- ▲ Residential Burglary
- Robbery
- ⬡ Stolen Vehicle
- ◆ Vehicle Burglary
- Crime Against Person