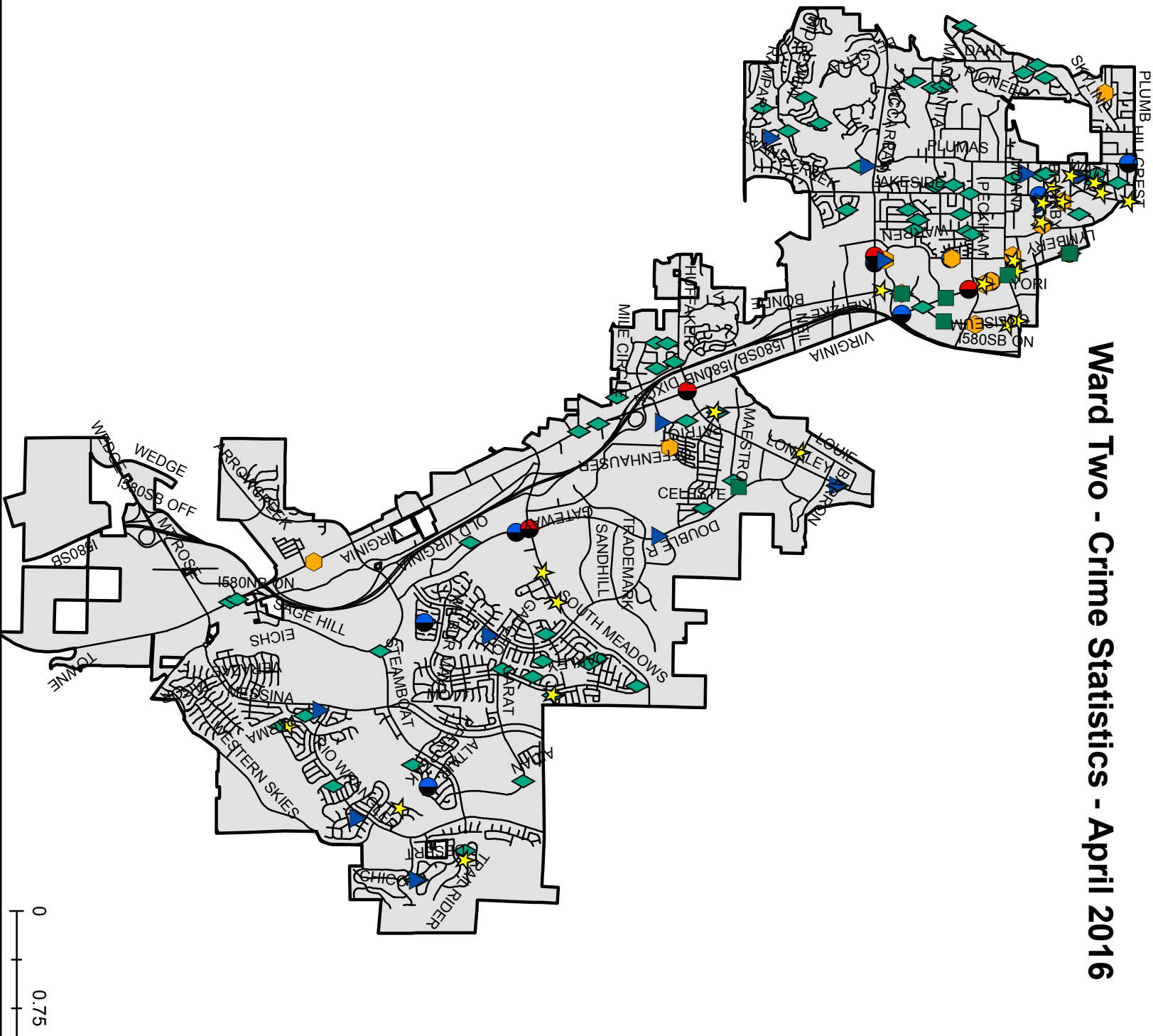









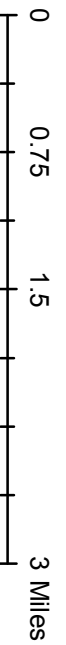
Reno Police Department - Neighborhood Advisory Board - April Crime Statistics

Ward One				
	Mar - 2016	Apr - 2016	Apr - 2015	Percentage Change (Apr - 15 to Apr - 16)
Commercial Burglary	7	4	9	-55.6%
Destruction of Property	19	17	15	13.3%
Residential Burglary	27	14	13	7.7%
Robbery	4	4	4	0.0%
Stolen Vehicle	18	15	8	87.5%
Vehicle Burglary	42	48	22	118.2%
Crime Against Person	17	12	10	20.0%
<i>Total</i>	<i>134</i>	<i>114</i>	<i>81</i>	<i>40.7%</i>
Ward Two				
	Mar - 2016	Apr - 2016	Apr - 2015	Percentage Change (Apr - 15 to Apr - 16)
Commercial Burglary	10	7	11	-36.4%
Destruction of Property	19	23	11	109.1%
Residential Burglary	13	14	14	0.0%
Robbery	3	4	8	-50.0%
Stolen Vehicle	18	17	10	70.0%
Vehicle Burglary	33	70	18	288.9%
Crime Against Person	5	12	12	0.0%
<i>Total</i>	<i>101</i>	<i>147</i>	<i>84</i>	<i>75.0%</i>
Ward Three				
	Mar - 2016	Apr - 2016	Apr - 2015	Percentage Change (Apr - 15 to Apr - 16)
Commercial Burglary	13	12	11	9.1%
Destruction of Property	40	25	21	19.0%
Residential Burglary	14	9	16	-43.8%
Robbery	4	11	5	120.0%
Stolen Vehicle	27	28	17	64.7%
Vehicle Burglary	25	28	25	12.0%
Crime Against Person	27	28	28	0.0%
<i>Total</i>	<i>150</i>	<i>141</i>	<i>123</i>	<i>14.6%</i>
Ward Four				
	Mar - 2016	Apr - 2016	Apr - 2015	Percentage Change (Apr - 15 to Apr - 16)
Commercial Burglary	2	0	3	-100.0%
Destruction of Property	22	17	9	88.9%
Residential Burglary	13	11	16	-31.3%
Robbery	7	2	5	-60.0%
Stolen Vehicle	8	9	2	350.0%
Vehicle Burglary	4	12	6	100.0%
Crime Against Person	9	10	5	100.0%
<i>Total</i>	<i>65</i>	<i>61</i>	<i>46</i>	<i>32.6%</i>
Ward Five				
	Mar - 2016	Apr - 2016	Apr - 2015	Percentage Change (Apr - 15 to Apr - 16)
Commercial Burglary	0	9	13	-30.8%
Destruction of Property	17	20	24	-16.7%
Residential Burglary	18	16	7	128.6%
Robbery	12	16	5	220.0%
Stolen Vehicle	20	10	12	-16.7%
Vehicle Burglary	32	39	28	39.3%
Crime Against Person	43	33	31	6.5%
<i>Total</i>	<i>142</i>	<i>143</i>	<i>120</i>	<i>19.2%</i>

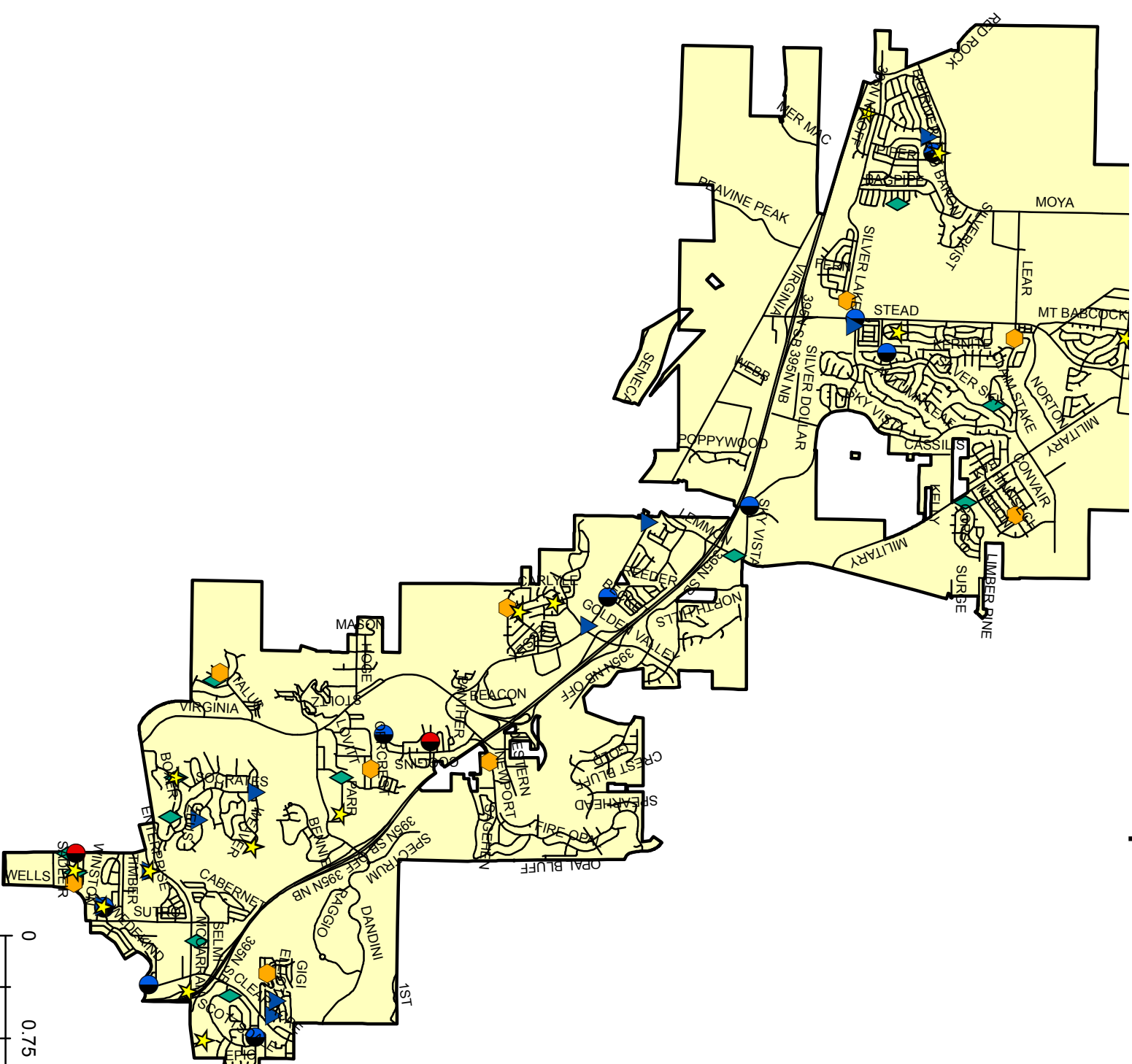
Ward Two - Crime Statistics - April 2016



Crime Types	
	Commercial Burglary
	Destruction of Property
	Residential Burglary
	Robbery
	Stolen Vehicle
	Vehicle Burglary
	Crimes Against Person

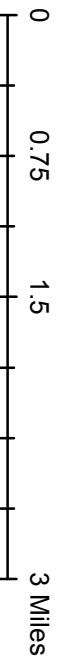


Ward Four - Crime Statistics - April 2016

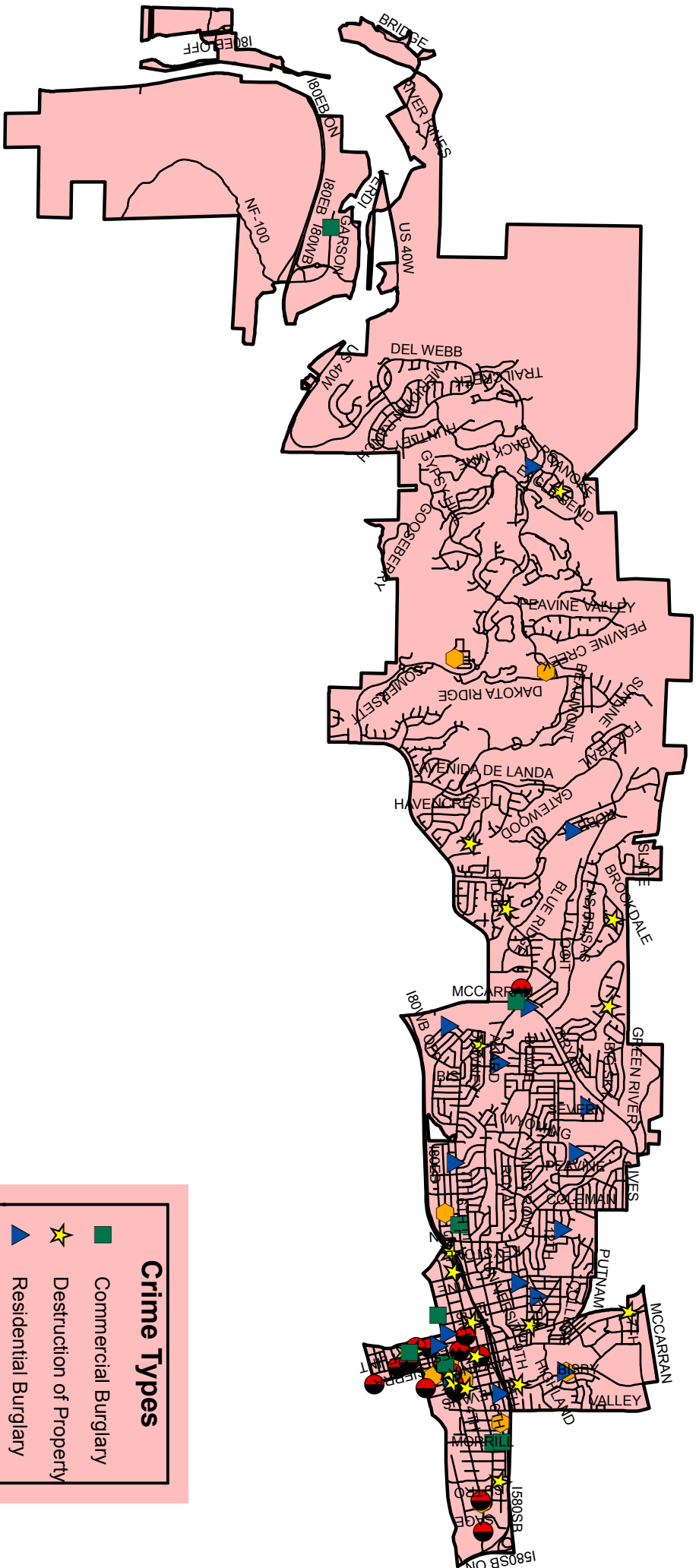


Crime Types

- ★ Destruction of Property
- ▲ Residential Burglary
- Robbery
- ⬠ Stolen Vehicle
- ◆ Vehicle Burglary
- Crimes Against Person



Ward Five - Crime Statistics - April 2016



Crime Types	
■	Commercial Burglary
★	Destruction of Property
▲	Residential Burglary
●	Robbery
⬠	Stolen Vehicle
◇	Vehicle Burglary
●	Crimes Against Person

